

# NELSON BUBBLE PENDANT COLLECTION

PRODUCT FACT SHEET



## NELSON BUBBLE PENDANT COLLECTION

DESIGN FOR HERMAN MILLER, AVAILABLE FROM HAY, 1947

Designed by pioneering American designer George Nelson in 1947, and first produced in 1952, the Bubble Lamp signaled a revolution in the Modernist lighting industry. Available in an assortment of organic sizes and shapes, these elegant orbs were inspired by a set of silk-covered Swedish pendant lamps Nelson wanted for his office, but found to be too expensive. Employing the resourcefulness that characterized his working process, he decided to use a self-webbing plastic spray developed by the U.S. military, and applied it over a lightweight, rounded-steel frame to produce these soft, glowing fixtures.

### HIGHLIGHTS

- Part of a progressive and technologically advanced lighting collection.
- A family of refined pendants.
- CE approved.
- Designed for use with a replaceable standard retro fit LED dimmable bulb.
- Suitable for both private and office environments.

### MATERIALS

#### SHADE

Webbing polymer.

#### FRAME TOP & BOTTOM RING

Coated and brushed metal and nickel.

#### CORD

White PVC insulation.

All Bubble Lamp models have a steel-wire skeleton on the interior which is spray coated with the translucent plastic polymer resulting in a lamp that is both opaque and transparent as it glows.

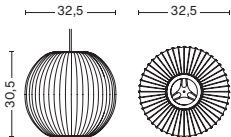
### COLOUR & FINISH

Please note that the colour codes are indicative.

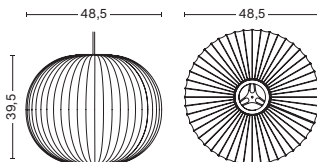


OFF WHITE

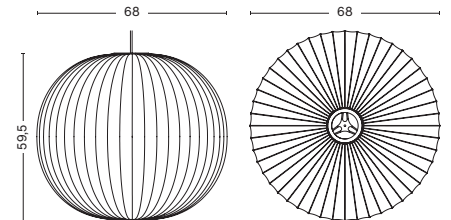
### DIMENSIONS



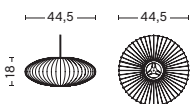
BALL | SMALL  
DIAMETER 32,5 CM | 12.80"  
HEIGHT 30,5 CM | 12"



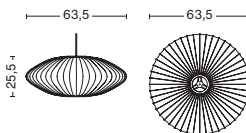
BALL | MEDIUM  
DIAMETER 48,5 CM | 19.09"  
HEIGHT 39,5 CM | 15.55"



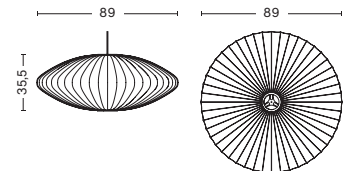
BALL | LARGE  
DIAMETER 68 CM | 26.77"  
HEIGHT 59,5 CM | 23.43"



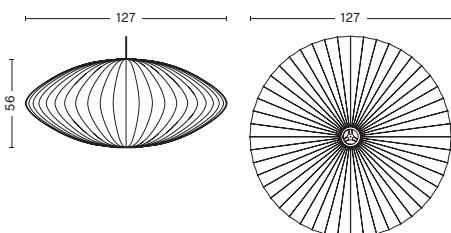
SAUCER | SMALL  
DIAMETER 44,5 CM | 17.52"  
HEIGHT 18 CM | 7.10"



SAUCER | MEDIUM  
DIAMETER 63,5 CM | 25"  
HEIGHT 25,5 CM | 10.04"

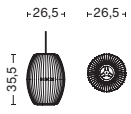


SAUCER | LARGE  
DIAMETER 89 CM | 35.04"  
HEIGHT 35,5 CM | 13.98"

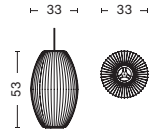


SAUCER | X-LARGE  
DIAMETER 127 CM | 50"  
HEIGHT 56 CM | 22.05"

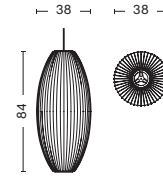
- NELSON BUBBLE PENDANT COLLECTION -



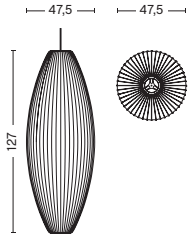
**CIGAR | SMALL**  
DIAMETER 26,5 CM | 10.43"  
HEIGHT 35,5 CM | 13.98"



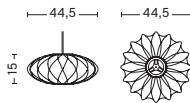
**CIGAR | MEDIUM**  
DIAMETER 33 CM | 13"  
HEIGHT 53 CM | 20.87"



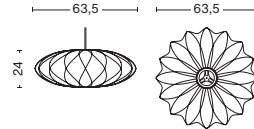
**CIGAR | LARGE**  
DIAMETER 38 CM | 14.96"  
HEIGHT 84 CM | 33.07"



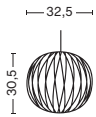
**CIGAR | X-LARGE**  
DIAMETER 47,5 CM | 18.70"  
HEIGHT 127 CM | 50"



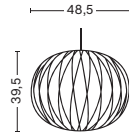
**SAUCER CRISSCROSS | SMALL**  
DIAMETER 44,5 CM | 17.52"  
HEIGHT 15 CM | 5.90"



**SAUCER CRISSCROSS | MEDIUM**  
DIAMETER 63,5 CM | 25"  
HEIGHT 24 CM | 9.45"



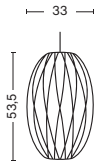
**BALL CRISSCROSS | SMALL**  
DIAMETER 32,5 CM | 12.8"  
HEIGHT 30,5 CM | 12"



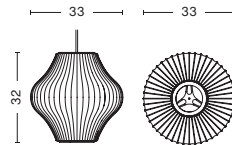
**BALL CRISSCROSS | MEDIUM**  
DIAMETER 48,5 CM | 19.1"  
HEIGHT 39,5 CM | 15.5"



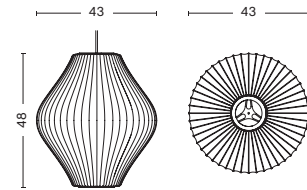
**CIGAR CRISSCROSS | SMALL**  
DIAMETER 26,5 CM | 10.43"  
HEIGHT 35,5 CM | 13.98"



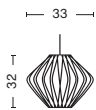
**CIGAR CRISSCROSS | MEDIUM**  
DIAMETER 33 CM | 13"  
HEIGHT 53,5 CM | 21.06"



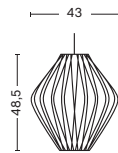
**PEAR | SMALL**  
DIAMETER 33 CM | 13"  
HEIGHT 32 CM | 12.60"



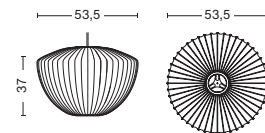
**PEAR | MEDIUM**  
DIAMETER 43 CM | 16.93"  
HEIGHT 48 CM | 18.90"



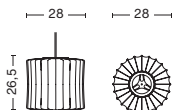
**PEAR CRISSCROSS | SMALL**  
DIAMETER 33 CM | 13"  
HEIGHT 32 CM | 12.60"



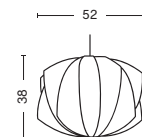
**PEAR CRISSCROSS | MEDIUM**  
DIAMETER 43 CM | 16.93"  
HEIGHT 48,5 CM | 19.09"



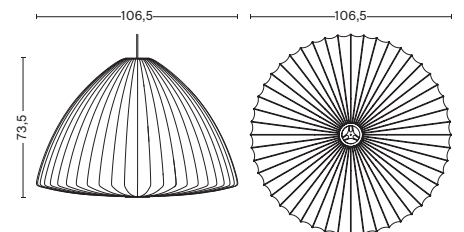
**APPLE | MEDIUM**  
DIAMETER 53,5 CM | 21.06"  
HEIGHT 37 CM | 14.60"



**LANTERN | SMALL**  
DIAMETER 28 CM | 11.02"  
HEIGHT 26,5 CM | 10.43"



**PROPELLER | MEDIUM**  
DIAMETER 52 CM | 20.47"  
HEIGHT 38 CM | 14.96"



**BELL | X-LARGE**  
DIAMETER 106,5 CM | 41.93"  
HEIGHT 73,5 CM | 28.94"

## SMALL TECHNICAL SPECIFICATIONS

RECOMMENDED LIGHT SOURCE*	POWER (WATTS)	DIMMABLE	POWER SUPPLY	CORD LENGTH	SWITCH
LED E27 (A15)	5-8W	Yes**	220-240V AC at 50/60Hz	183 cm	No

\*Bulb not included

\*\*If used in conjunction with a wall mounted dimmer and suitable LED bulb. Bulb not included. Hardwiring required.

## TEST SPECIFICATIONS\*

FLUX (LUMENS)	CCT (KELVIN) & CRI (1-100)
500-800m	The levels will vary depending on the type of bulb used in the lamp.

\*Photometrics and the specification shown is taken using the recommended LED bulbs fitted in the production luminaire.

## MEDIUM TECHNICAL SPECIFICATIONS

RECOMMENDED LIGHT SOURCE*	POWER (WATTS)	DIMMABLE	POWER SUPPLY	CORD LENGTH	SWITCH
LED E27 (A19)	10-13W	Yes**	220-240V AC at 50/60Hz	183 cm	No

\*Bulb not included

\*\*If used in conjunction with a wall mounted dimmer and suitable LED bulb. Bulb not included. Hardwiring required.

## TEST SPECIFICATIONS\*

FLUX (LUMENS)	CCT (KELVIN) & CRI (1-100)
1000-1500m	The levels will vary depending on the type of bulb used in the lamp.

\*Photometrics and the specification shown is taken using the recommended LED bulbs fitted in the production luminaire.

## LARGE TECHNICAL SPECIFICATIONS

RECOMMENDED LIGHT SOURCE*	POWER (WATTS)	DIMMABLE	POWER SUPPLY	CORD LENGTH	SWITCH
LED E27 (A21 or G30)	10-13W	Yes**	220-240V AC at 50/60Hz	183 cm	No

\*Bulb not included

\*\*If used in conjunction with a wall mounted dimmer and suitable LED bulb. Bulb not included. Hardwiring required.

## TEST SPECIFICATIONS\*

FLUX (LUMENS)	CCT (KELVIN) & CRI (1-100)
1000-1500m	The levels will vary depending on the type of bulb used in the lamp.

\*Photometrics and the specification shown is taken using the recommended LED bulbs fitted in the production luminaire.

## X-LARGE TECHNICAL SPECIFICATIONS

RECOMMENDED LIGHT SOURCE*	POWER (WATTS)	DIMMABLE	POWER SUPPLY	CORD LENGTH	SWITCH
LED E27 (A21 or G30)	10-13W	Yes**	220-240V AC at 50/60Hz	274 cm	No

\*Bulb not included

\*\*If used in conjunction with a wall mounted dimmer and suitable LED bulb. Bulb not included. Hardwiring required.

## TEST SPECIFICATIONS\*

FLUX (LUMENS)	CCT (KELVIN) & CRI (1-100)
1000-1500m	The levels will vary depending on the type of bulb used in the lamp.

\*Photometrics and the specification shown is taken using the recommended LED bulbs fitted in the production luminaire.

## CERTIFICATES

CE APPROVED

This product has been assessed and complies with the essential requirements of the relevant European directives.

**LED**  IP20  

Tested according to the following european EN IEC standards which relate specifically to electrical lighting products including

- EN 60598-2-4:1997 (portable luminaires)
- EN 60598-1:2015 (general requirements)

## COUNTRY OF ORIGIN

USA

## DOWNLOADS

Packshots and lifestyle photos, 2D / 3D files, care and maintenance, instructions, test certificates, product fact sheets, and product presentations are available in our Image Bank at hay.com.

[LINK TO IMAGE BANK](#)