

Luminaire

Code 1207000A
Name ALPHABET OF LIGHT S CIRCOLARE 155

Measurement

Code FTS1701422
Name ALPHABET OF LIGHT S CIRCOLARE 155

Luminaire Flux	10739.39 lm	Luminaire Power	91.00 W	Efficacy	118.02 lm/W	Efficiency	100.00%
Sources Flux	10739.39 lm	Maximum value	158.30 cd/klm	Position	C=0.00 G=0.00	CG	Rotosymmetrical
Round Luminaire		Diam.	1550 mm	Height	50 mm		
Round Luminous Area		Diam.	1550 mm	Height	50 mm		
Horizontal Luminous Area	1.886919 m2			Emitting area on Plane 180°	0.077500 m2		
Emitting area on Plane 0°	0.077500 m2			Emitting area on Plane 270°	0.077500 m2		
Emitting area on Plane 90°	0.077500 m2			Glare area at 76°	0.531685 m2		
Coordinate system	CG			Symmetry Type	Rotosymmetrical		
Date	18-09-2017			Maximum Gamma Angle	180		
Measurement Distance	0.00			Measurement Flux	10739.39 lm		

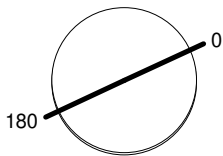
LED Flux=13934,59lm LED Power=86W Eff=77% EfcLed=162lm/W EfcLum=118lm/W CCT=3000K Ra=80 SDCM=3 L70(6K)=50000h

C.I.E. 33 60 83 69 100
F UTE 0.69 H + 0.31 T

D DIN 5040
B NBN

B21
BZ 6

Diam=1550mm



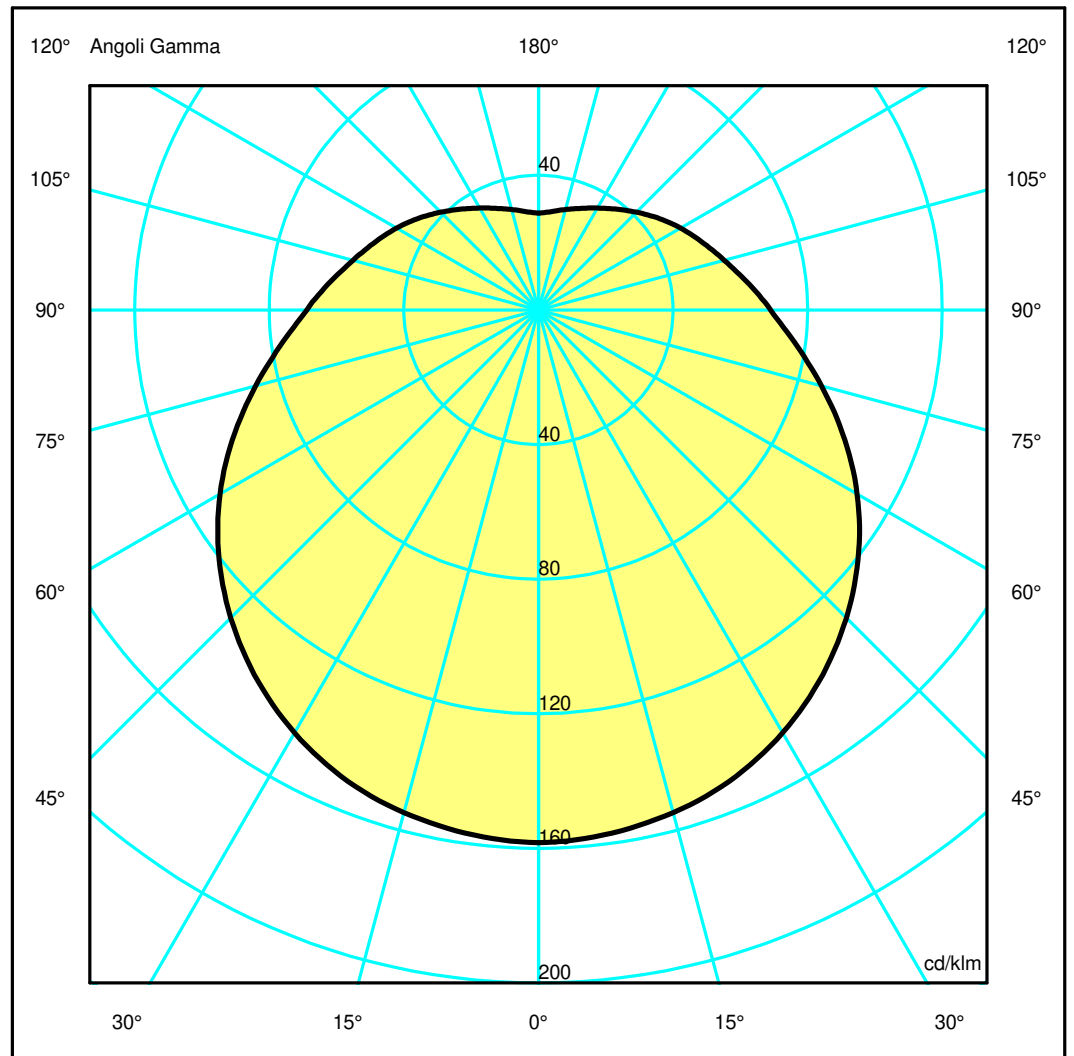
Sempiani C

180.0 ——— 0.0

ULOR 30.60 %

DLOR 69.40 %

RN 30.60 %



Luminaire

Code 1207000A
Name ALPHABET OF LIGHT S CIRCOLARE 155

Measurerm.

Code FTS1701422
Name ALPHABET OF LIGHT S CIRCOLARE 155

Luminaire Flux	10739.39 lm	Luminaire Power	91.00 W	Efficacy	118.02 lm/W	Efficiency	100.00%
Sources Flux	10739.39 lm	Maximum value	158.30 cd/klm	Position	C=0.00 G=0.00	CG	Rotosymmetrical
Round Luminaire		Diam.	1550 mm	Height	50 mm		
Round Luminous Area		Diam.	1550 mm	Height	50 mm		
Horizontal Luminous Area		1.886919 m ²		Emitting area on Plane 180°		0.077500 m ²	
Emitting area on Plane 0°		0.077500 m ²		Emitting area on Plane 270°		0.077500 m ²	
Emitting area on Plane 90°		0.077500 m ²		Glare area at 76°		0.531685 m ²	
Coordinate system		CG		Symmetry Type		Rotosymmetrical	
Date		18-09-2017		Maximum Gamma Angle		180	
Measurement Distance		0.00		Measurement Flux		10739.39 lm	

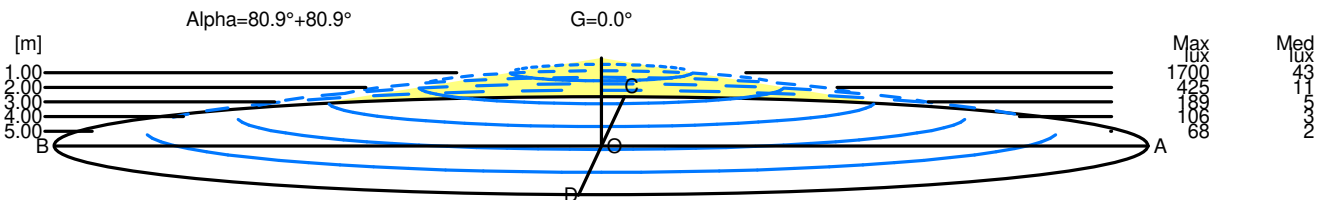
LED Flux=13934,59lm LED Power=86W Eff=77% EfcLed=162lm/W EfcLum=118lm/W CCT=3000K Ra=80 SDCM=3 L70(6K)=50000h

C.I.E.	33 60 83 69 100	D DIN 5040	B21
F UTE	0.69 H + 0.31 T	B NBN	BZ 6

Width at 50.00 % of Max Intensity

H[m]	1.00	2.00	3.00	4.00	5.00	H[m]	1.00	2.00	3.00	4.00	5.00
OA	6.21	12.43	18.64	24.86	31.07	OC	6.21	12.43	18.64	24.86	31.07
OB	6.21	12.43	18.64	24.86	31.07	OD	6.21	12.43	18.64	24.86	31.07

	Luminous Intensities [cd/klm]									
	0	5	15	25	35	45	55	65	75	85
OA	1700.03	1692.85	1660.46	1600.42	1507.64	1389.44	1250.25	1094.58	934.83	795.91
OB	1700.03	1692.85	1660.46	1600.42	1507.64	1389.44	1250.25	1094.58	934.83	795.91
OC	1700.03	1692.85	1660.46	1600.42	1507.64	1389.44	1250.25	1094.58	934.83	795.91
OD	1700.03	1692.85	1660.46	1600.42	1507.64	1389.44	1250.25	1094.58	934.83	795.91



H[m]	D[m]	Max lux	Med lux	Alpha=80.9°+80.9°	G=0.0
1.00	12.43	1700	43		
2.00	24.86	425	11		
3.00	37.28	189	5		
4.00	49.71	106	3		
5.00	62.14	68	2		