


PRODUCT

COLOURS



// Brass

DESCRIPTION

The 9464 Wall Lamp, designed in the early 1950's by Paavo Tynell, is a great example on how the Finnish designer elevated illumination into an art form. The clean, sculptured brass shade lends an air of elegance with Tynell's distinctive traits of twin dot perforation pattern combined with notched edges, making the wall lamp appealing and admirable in all its simplicity. Equally relevant today as when first introduced, the 9464 Wall Lamp fits perfectly into contemporary interiors, adding a sculptural effect to the wall whilst simultaneously creating a relaxed yet very refined indirect lighting.

FACTS

VERSION - 9464 Wall Lamp

Shade // Polished Brass.  
 Back plate // White lacquered.  
 Fabric wire // Brass.  
 Switch and plug // Black.  
 Diffuser // Transparent glass, frosted on one side.

- Brass / Brass // Polished Brass / Brushed Brass // Shiny / Shiny

Due to natural materials surface and structure can vary.

MEASUREMENT LAMP- L X W X H CM

L: 24,5 X W:19,5 X H:13,5 cm

Cord - exposed out of lamp: App. 200 cm

WEIGHT OF LAMP

1,3 kg

PACKAGING TYPE

Cardboard box

PACKAGING MEASUREMENT LAMP - L X W X H CM

L:32 X W:24,5 X H:18,5 CM

WEIGHT, PACKAGING TOTAL

0,5 kg

WEIGHT LAMP + PACKAGING - TOTAL

1,8 kg

NUMBER OF PARCELS

1 pcs.

MEASUREMENTS

Order item - look for part number in the pricelist.

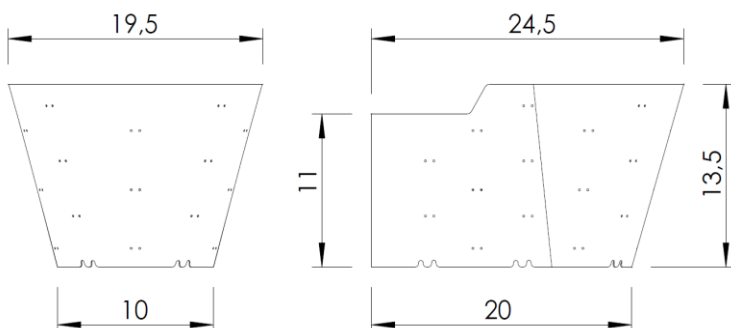
Series contains the following:

**A1965 Pendant**

**1965 Pendant**

**5321 Table Lamp**

**9602 Floor Lamp**



## ACCESSORIES

-

## ENVIRONMENT

-

## TESTS

-

## CERTIFICATION AND LABELS


CE-certified

## SAFETY INSTRUCTIONS

If the cord or other electrical part is damaged, switch of the lamp and do not use it until it is repaired by a qualified electrician.

## INSTALLATION INSTRUCTIONS

Instructions document no.: 64-20-006-XX



### LIGHT SOURCE:

- Socket: E27 base
- Bulb types recommended:



- Recommended light sources:

810 Lumen (~ 60W incandescent  
~ 40-60W halogen - 6-10W LED)

- Max. light out put for above lamps:

1530 Lumen (~ 100W incandescent  
~ 70-80W halogen ~ 13-16W LED)

- Best result is achieved with frosted light bulbs with a CRI (Colour Rendering Index) larger than 90.

- Lightbulb not included.

- All lamps can be fitted with a dimmer - Please contact your local electrician.
- If dimming wanted use dimmable light bulbs only.
- Can be connected to a dimming system if proper receivers are installed in front of the lamp.

\*Euro voltage: 230 V

\*Frequency: 50 Hz

\*Supply voltage: AC power ~

\*Normally Closed: IP20



Class II / Double insulated



CE-Mark



Luminaires accepted for mounting on a flammable base

