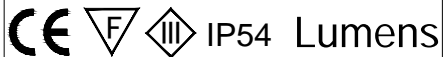


NEWTON



Model: D788/D748
 D948/D988
 Input: 230V
 Power: 8W

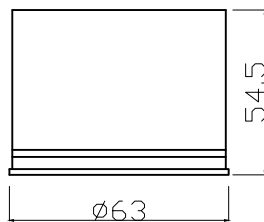


SAFETY INSTRUCTIONS

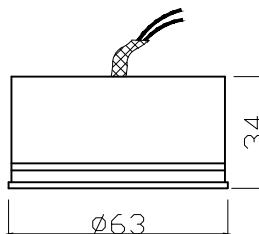
- The appliance should be installed, connected and tested by qualified electrician, and in accordance with local regulations.
- Turn off the power supply before installation or maintenance of the appliance, and make sure that the cables will not be squeezed or damaged by sharp edges.
- Clean the appliance with a soft cloth and a standard PH neutral detergent. Stainless steel surfaces should be maintained regularly.
- Misuse of, or changes to the appliance shall nullify the guarantee. The manufacturer is free to change the design, specifications and instructions for assembly.

THE APPLIANCE SHOULD NOT BE COVERED BY INSULATION BLANKET OR SIMILAR MATERIALS IN ANY CASE.

⚠ DO NOT CONNECT THE APPLIANCE DIRECT TO HIGH-VOLTAGE POWER SUPPLY IF NO DRIVER CONNECT. USE THE CORRECT DRIVER TO CONNECT.



D948/D988



D748/D788

