



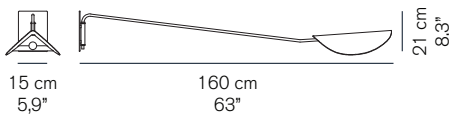
PLUME 159

Christophe Pillet
2017

Lampada da parete a luce diretta in metallo verniciato.
Struttura tubolare in metallo curvato.

Wall lamp giving direct light in lacquered metal.
Tube-shaped structure in curved metal.

DIMENSIONI/DIMENSIONS



MATERIALI/MATERIALS

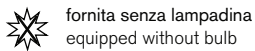
metallo
metal

COLORI/COLORS

anodic bronzo/anodic bronze

SORGENTI/BULBS

1 x max 60 W - E27



fornita senza lampadina
equipped without bulb

Nota: è possibile utilizzare lampadine LED disponibili sul mercato senza alcun cambiamento o modifica relativamente al prodotto standard.

Note: lamp compatible with LED bulbs (according to the market availability and without changes to the standard product)

MARCHI/MARKS



INFORMAZIONI AGGIUNTIVE/ FURTHER INFORMATION



classe II
class II



interruttore nero
black on/off switch



cavo nero
black cable



classe energetica: A+, A, B, C, D
energy class: A+, A, B, C, D

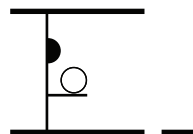
IMBALLO/PACKAGING



dim./dim. 33x22x174 cm / 13"x8,7"x68,5"
volume/volume 0,1263 m³ / 4,46 ft³
peso/weight 7,5 kg / 16,53 lb

TIPOLOGIA/TYPE

interno - lampada da parete
indoor - wall lamp



CURVA FOTOMETRICA/ PHOTOMETRIC CURVE