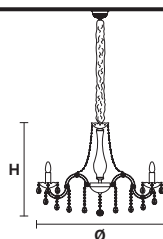


Design by: m_p studio




Standard chain	MT/CG	CE	RW/DW	CE
	MT Traditional version CG Coloured glass version		RW RGB-W Led version DW Dynamic White Led version	
	LIGHTING Traditional E14 lightbulbs SIZE With lampshades, overall diameter is 5 cm (2") larger than specified FRAME MT Chrome or gold plated metal covered with transparent glass CG Painted metal covered with painted glass LAMP SHADES MT No lampshades included CG No lampshades included PENDANTS MT Transparent glass or crystal CG Coloured glass		LIGHTING WHITE LED sources CRI>90 RGB-W each light 330 Nominal lm at 3000K DW each light 490 Nominal lm at 4700K SIZE Same size as MT or CG FRAME Chrome or gold plated metal covered with transparent glass LAMP SHADES No lampshades included PENDANTS transparent glass or crystal	

VE 940/5



TECHNICAL INFORMATIONS	LIGHTING SYSTEM	VERSION
Ø 60 cm / 23.62" H 50 cm / 19.68" W 7 kg / 15.43 lb	5×E14×40 W max (not included). Triac Dimmable	VE 940/5 MT - CG
	5×LED source -20 W tot (driver included). Control system: DMX or Masiero Smart Light App	VE 940/5 RW/DW

MT TRADITIONAL




G04 Shiny chrome




G03 Shiny gold

MT DYNAMIC WHITE



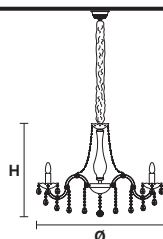
MT RGB - W - LED



MT COLOURED GLASS

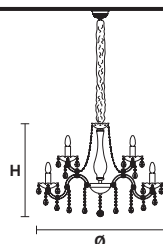


VE 940/8




TECHNICAL INFORMATIONS	LIGHTING SYSTEM	VERSION
Ø 62 cm / 24.40" H 50 cm / 19.68" W 8.3 kg / 18.29 lb	8×E14×40 W max (not included). Triac Dimmable	VE 940/8 MT - CG
	8×LED source -32 W tot (driver included). Control system: DMX or Masiero Smart Light App	VE 940/8 RW/DW

VE 940/12




TECHNICAL INFORMATIONS	LIGHTING SYSTEM	VERSION
Ø 65 cm / 25.59" H 57 cm / 22.44" W 12 kg / 26.45 lb	12×E14×40 W max (not included). Triac Dimmable	VE 940/12 MT - CG
	12×LED source -48 W tot (driver included). Control system: DMX or Masiero Smart Light App	VE 940/12 RW/DW

VE 940/18



TECHNICAL INFORMATIONS	LIGHTING SYSTEM	VERSION
Ø 105 cm / 41.33" H 85 cm / 33.46" W 25 kg / 55.11 lb	18×E14×40 W max (not included). Triac Dimmable	VE 940/18 MT - CG
	18×LED source -72 W tot (driver included). Control system: DMX or Masiero Smart Light App	VE 940/18 RW/DW

VE 940/24



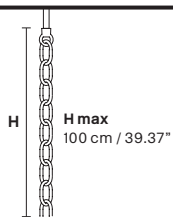
TECHNICAL INFORMATIONS	LIGHTING SYSTEM	VERSION
Ø 100 cm / 39.37" H 70 cm / 27.55" W 20 kg / 44.09 lb	24×E14×40 W max (not included). Triac Dimmable	VE 940/24 MT - CG
	24×LED source -96 W tot (driver included). Control system: DMX or Masiero Smart Light App	VE 940/24 RW/DW

: for the US market, refer to the relevant price list.

Design by: m_p studio



Standard chain



MT/CG



MT
Traditional version
CG
Coloured glass version

LIGHTING Traditional E14 lightbulbs
SIZE With lampshades, overall diameter is 5 cm (2") larger than specified
FRAME **MT** Chrome or gold plated metal covered with transparent glass
CG Painted metal covered with painted glass
LAMP SHADES **MT** No lampshades included
CG No lampshades included
PENDANTS **MT** Transparent glass or crystal
CG Coloured glass


CE RW/DW



RW
RGB-W Led version
DW
Dynamic White Led version

LIGHTING WHITE LED sources CRI>90
RGB-W each light 330 Nominal lm at 3000K
DW each light 490 Nominal lm at 4700K
SIZE Same size as MT or CG
FRAME Chrome or gold plated metal covered with transparent glass
LAMP SHADES No lampshades included
PENDANTS transparent glass or crystal


VE 940/A5



TECHNICAL INFORMATION		LIGHTING SYSTEM	VERSION
L	35 cm / 13.77"	5×E14×40 W max (not included). Triac Dimmable	VE 940/A5 MT - CG
SP	35 cm / 13.77"		
H	50 cm / 19.68"		

5×LED source -20 W tot (driver included).
Control system: DMX or Masiero Smart Light App
VE 940/A5 RW/DW

MT TRADITIONAL



G04 Shiny chrome



G03 Shiny gold

MT DYNAMIC WHITE



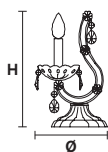
MT RGB - W - LED



MT COLOURED GLASS



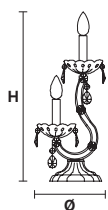
VE 940/TL1



TECHNICAL INFORMATION		LIGHTING SYSTEM	VERSION
Ø	20 cm / 7.87"	1×E14×40 W max (not included). Triac Dimmable	VE 940/TL1 MT - CG
H	25 cm / 9.84"		

1×LED source -4 W tot (driver included).
Control system: DMX or Masiero Smart Light App
VE 940/TL1 RW/DW

VE 940/TL2



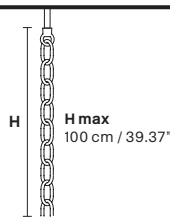
TECHNICAL INFORMATION		LIGHTING SYSTEM	VERSION
Ø	20 cm / 7.87"	2×E14×40 W max (not included). Triac Dimmable	VE 940/TL2 MT - CG
H	35 cm / 13.78"		

2×LED source -8 W tot (driver included).
Control system: DMX or Masiero Smart Light App
VE 940/TL2 RW/DW

Design by: m_p studio



Standard chain



MT/CG



MT
Traditional version
CG
Coloured glass version

CE RW/DW

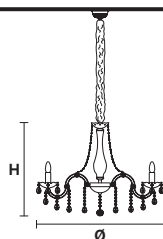


RW
RGB-W Led version
DW
Dynamic White Led version

LIGHTING Traditional E12 lightbulbs
SIZE With lampshades, overall diameter is 5 cm (2") larger than specified
FRAME **MT** Chrome or gold plated metal covered with transparent glass
CG Painted metal covered with painted glass
LAMP SHADES **MT** No lampshades included
CG No lampshades included
PENDANTS **MT** Transparent glass or crystal
CG Coloured glass

LIGHTING **RW** WHITE LED sources CRI>90
RGB-W each light 330 Nominal lm at 3000K
DW each light 490 Nominal lm at 4700K
SIZE Same size as MT or CG
FRAME Chrome or gold plated metal covered with transparent glass
LAMP SHADES No lampshades included
PENDANTS transparent glass or crystal

VE 940/5



TECHNICAL INFORMATION

Ø 60 cm / 23.62"
H 50 cm / 19.68"
W 7 kg / 15.43 lb

LIGHTING SYSTEM

5×E12×40 W max (not included).
Triac Dimmable


VERSION

VE 940/5 MT - CG

5×LED source -20 W tot (driver included).
Control system: DMX or Masiero Smart Light App

VE 940/5 RW/DW

MT TRADITIONAL




G04 Shiny chrome



G03 Shiny gold

MT DYNAMIC WHITE



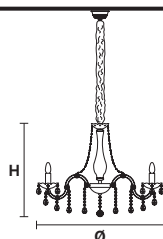
MT RGB - W - LED



MT COLOURED GLASS



VE 940/8



TECHNICAL INFORMATION

Ø 62 cm / 24.40"
H 50 cm / 19.68"
W 8.3 kg / 18.29 lb

LIGHTING SYSTEM

8×E12×40 W max (not included).
Triac Dimmable

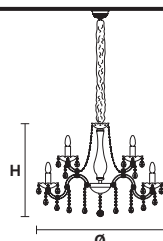
VERSION

VE 940/8 MT - CG

8×LED source -32 W tot (driver included).
Control system: DMX or Masiero Smart Light App

VE 940/8 RW/DW

VE 940/12



TECHNICAL INFORMATION

Ø 65 cm / 25.59"
H 57 cm / 22.44"
W 12 kg / 26.45 lb

LIGHTING SYSTEM

12×E12×40 W max (not included).
Triac Dimmable


VERSION

VE 940/12 MT - CG

12×LED source -48 W tot (driver included).
Control system: DMX or Masiero Smart Light App

VE 940/12 RW/DW

VE 940/18



TECHNICAL INFORMATION

Ø 105 cm / 41.33"
H 85 cm / 33.46"
W 25 kg / 55.11 lb

LIGHTING SYSTEM

18×E12×40 W max (not included).
Triac Dimmable


VERSION

VE 940/18 MT - CG

18×LED source -72 W tot (driver included).
Control system: DMX or Masiero Smart Light App

VE 940/18 RW/DW

VE 940/24



TECHNICAL INFORMATION

Ø 100 cm / 39.37"
H 70 cm / 27.55"
W 20 kg / 44.09 lb

LIGHTING SYSTEM

24×E12×40 W max (not included).
Triac Dimmable

VERSION

VE 940/24 MT - CG

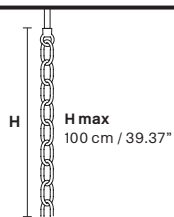
24×LED source -96 W tot (driver included).
Control system: DMX or Masiero Smart Light App

VE 940/24 RW/DW

Design by: m_p studio



Standard chain



MT/CG



MT
Traditional version
CG
Coloured glass version

LIGHTING Traditional E12 lightbulbs
SIZE With lampshades, overall diameter is 5 cm (2") larger than specified
FRAME **MT** Chrome or gold plated metal covered with transparent glass
CG Painted metal covered with painted glass
LAMP SHADES **MT** No lampshades included
CG No lampshades included
PENDANTS **MT** Transparent glass or crystal
CG Coloured glass

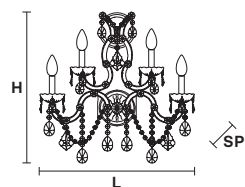
CE RW/DW



RW
RGB-W Led version
DW
Dynamic White Led version

LIGHTING WHITE LED sources CRI>90
RGB-W each light 330 Nominal lm at 3000K
DW each light 490 Nominal lm at 4700K
SIZE Same size as MT or CG
FRAME Chrome or gold plated metal covered with transparent glass
LAMP SHADES No lampshades included
PENDANTS transparent glass or crystal


VE 940/A5



TECHNICAL INFORMATION		LIGHTING SYSTEM	VERSION
L	35 cm / 13.77"	5×E12×40 W max (not included). Triac Dimmable	VE 940/A5 MT - CG
SP	35 cm / 13.77"		
H	50 cm / 19.68"		

5×LED source -20 W tot (driver included).
Control system: DMX or Masiero Smart Light App
VE 940/A5 RW/DW

MT TRADITIONAL



G04 Shiny chrome



G03 Shiny gold

MT DYNAMIC WHITE



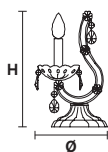
MT RGB - W - LED



MT COLOURED GLASS



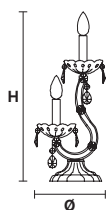
VE 940/TL1



TECHNICAL INFORMATION		LIGHTING SYSTEM	VERSION
Ø	20 cm / 7.87"	1×E12×40 W max (not included). Triac Dimmable	VE 940/TL1 MT - CG
H	25 cm / 9.84"		

1×LED source -4 W tot (driver included).
Control system: DMX or Masiero Smart Light App
VE 940/TL1 RW/DW

VE 940/TL2



TECHNICAL INFORMATION		LIGHTING SYSTEM	VERSION
Ø	20 cm / 7.87"	2×E12×40 W max (not included). Triac Dimmable	VE 940/TL2 MT - CG
H	35 cm / 13.78"		

2×LED source -8 W tot (driver included).
Control system: DMX or Masiero Smart Light App
VE 940/TL2 RW/DW