

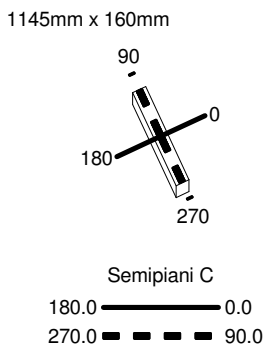
Luminaire

Code M113710
Name CHOCOLATE SOSPENSIONE LED 4000K NON DIMMERABILE moka

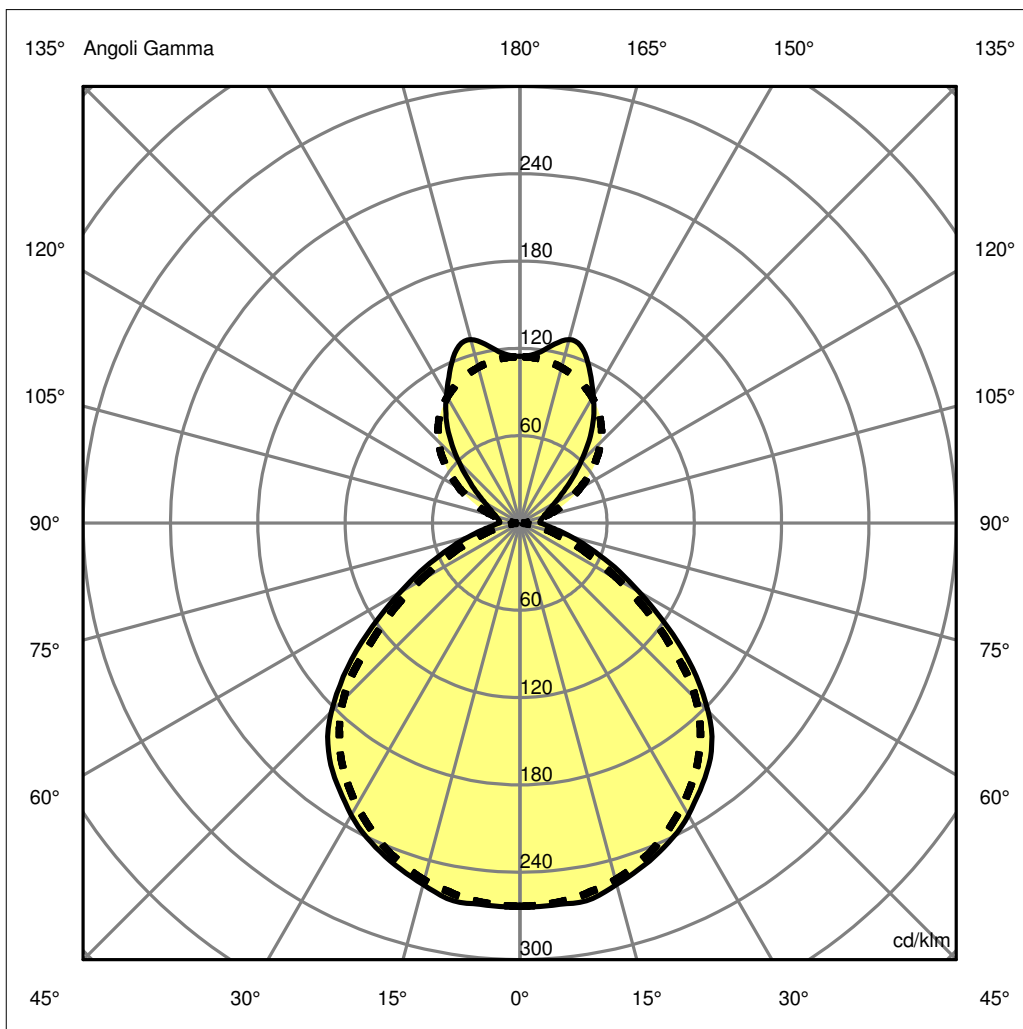
Measurem.

Code FTS1400895
Name CHOCOLATE SOSPENSIONE LED 4000K NON DIMMERABILE moka

Luminaire Flux	4136.00 lm	Luminaire Power	63.00 W	Efficacy	65.65 lm/W	Efficiency	100.00%
Lamps Flux	4136.00 lm	Maximum value	263.94 cd/klm	Position	C=0.00 G=9.00	CG	Double Symmetrical
Rectangular Luminaire		Length	1145 mm	Width	160 mm	Height	40 mm
Rectangular Luminous Area		Length	1145 mm	Width	120 mm	Height	9 mm
Horizontal Luminous Area		0.137400 m2		Emitting area on Plane 180°		0.011450 m2	
Emitting area on Plane 0°		0.011450 m2		Emitting area on Plane 270°		0.001200 m2	
Emitting area on Plane 90°		0.001200 m2		Glare area at 76°		0.044350 m2	
Coordinate system		CG		Symmetry Type		Double Symmetrical	
Date		18-12-2014		Maximum Gamma Angle		180	
Measurement Distance		0.00		Measurement Flux		4136.00 lm	
4000K - I _{max} =280 cd/klm - LED Flux=8800 lm - LED Power=55 W - Eff=47 % - EfcLED=160 lm/W - EfcLum=66 lm/W Ra=80 min - SDCM=4 - Life=L70(6K)>50,000 ore							
C.I.E.	52 84 96 69 100			D DIN 5040		B41	
F UTE	0.69 D + 0.31 T			B NBN		BZ 4	



ULOR 31.25 %
DLOR 68.75 %
RN 31.25 %



Luminaire

Code M113710
Name CHOCOLATE SOSPENSIONE LED 4000K NON DIMMERABILE moka

Measurerm.

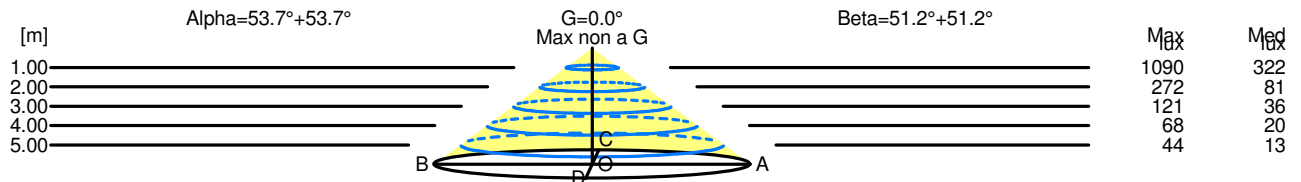
Code FTS1400895
Name CHOCOLATE SOSPENSIONE LED 4000K NON DIMMERABILE moka

Luminaire Flux	4136.00 lm	Luminaire Power	63.00 W	Efficacy	65.65 lm/W	Efficiency	100.00%
Lamps Flux	4136.00 lm	Maximum value	263.94 cd/klm	Position	C=0.00 G=9.00	CG	Double Symmetrical
Rectangular Luminaire		Length	1145 mm	Width	160 mm	Height	40 mm
Rectangular Luminous Area		Length	1145 mm	Width	120 mm	Height	9 mm
Horizontal Luminous Area		0.137400 m2		Emitting area on Plane 180°		0.011450 m2	
Emitting area on Plane 0°		0.011450 m2		Emitting area on Plane 270°		0.001200 m2	
Emitting area on Plane 90°		0.001200 m2		Glare area at 76°		0.044350 m2	
Coordinate system		CG		Symmetry Type		Double Symmetrical	
Date		18-12-2014		Maximum Gamma Angle		180	
Measurement Distance		0.00		Measurement Flux		4136.00 lm	
4000K - I _{max} =280 cd/Klm - LED Flux=8800 lm - LED Power=55 W - Eff=47 % - EfcLED=160 lm/W - EfcLum=66 lm/W Ra=80 min - SDCM=4 - Life=L70(6K)>50,000 ore							
C.I.E.	52 84 96 69 100			D DIN 5040	B41		
F UTE	0.69 D + 0.31 T			B NBN	BZ 4		

Width at 50.00 % of Max Intensity

H[m]	1.00	2.00	3.00	4.00	5.00	H[m]	1.00	2.00	3.00	4.00	5.00
OA	1.36	2.72	4.08	5.44	6.80	OC	1.24	2.48	3.72	4.97	6.21
OB	1.36	2.72	4.08	5.44	6.80	OD	1.24	2.48	3.72	4.97	6.21

	Luminous Intensities [cd/klm]									
	0	5	15	25	35	45	55	65	75	85
OA	1089.55	1090.01	1063.57	1000.99	905.58	757.52	511.30	297.05	152.57	76.80
OB	1089.55	1090.01	1063.57	1000.99	905.58	757.52	511.30	297.05	152.57	76.80
OC	1089.55	1084.61	1049.95	976.53	868.96	708.68	448.29	223.34	87.75	16.98
OD	1089.55	1084.61	1049.95	976.53	868.96	708.68	448.29	223.34	87.75	16.98



H[m]	D[m]	Max lux	Med lux	Alpha=53.7°+53.7°	G=0.0 Max non a G	
1.00	2.72	1090	322			
2.00	5.44	272	81			
3.00	8.16	121	36			
4.00	10.88	68	20			
5.00	13.60	44	13			

H[m]	D[m]	Max lux	Med lux	Beta=51.2°+51.2°	G=0.0 Max non a G	
1.00	2.48	1090	322			
2.00	4.97	272	81			
3.00	7.45	121	36			
4.00	9.93	68	20			
5.00	12.42	44	13			

Luminaire

Code M113710
Name CHOCOLATE SOSPENSIONE LED 4000K NON DIMMERABILE moka

Measurement

Code FTS1400895
Name CHOCOLATE SOSPENSIONE LED 4000K NON DIMMERABILE moka

Luminaire Flux	4136.00 lm	Luminaire Power	63.00 W	Efficacy	65.65 lm/W	Efficiency	100.00%
Lamps Flux	4136.00 lm	Maximum value	263.94 cd/klm	Position	C=0.00 G=9.00	CG	Double Symmetrical

UGR
S = 0.250

Reflectancies										
Ceiling/Cavity	0.7	0.7	0.5	0.5	0.3	0.7	0.7	0.5	0.5	0.3
Walls	0.5	0.3	0.5	0.3	0.3	0.5	0.3	0.5	0.3	0.3
WorkingPlane	0.2	0.2	0.2	0.2	0.2	0.2	0.2	0.2	0.2	0.2
RoomDimensions	ViewedCrosswise					ViewedEndwise				
x=2H y=2H	16.4	17.3	17.1	18.0	18.4	16.0	16.9	16.6	17.6	18.4
x=2H y=3H	17.4	18.2	18.1	18.9	19.0	16.7	17.5	17.4	18.2	19.0
x=2H y=4H	17.8	18.5	18.5	19.3	19.2	16.9	17.6	17.6	18.4	19.2
x=2H y=6H	18.1	18.8	18.9	19.5	19.3	16.9	17.6	17.7	18.4	19.3
x=2H y=8H	18.3	18.9	19.0	19.7	19.3	16.9	17.6	17.7	18.3	19.3
x=2H y=12H	18.4	19.0	19.2	19.8	19.2	16.9	17.5	17.7	18.3	19.2
x=4H y=2H	16.7	17.5	17.5	18.2	18.7	16.4	17.1	17.1	17.9	18.7
x=4H y=3H	17.9	18.5	18.7	19.3	19.6	17.2	17.9	18.0	18.6	19.6
x=4H y=4H	18.4	19.0	19.2	19.7	19.8	17.5	18.1	18.3	18.9	19.8
x=4H y=6H	18.8	19.3	19.7	20.1	19.9	17.7	18.1	18.5	18.9	19.9
x=4H y=8H	19.1	19.5	19.9	20.3	20.0	17.7	18.1	18.5	18.9	20.0
x=4H y=12H	19.3	19.7	20.1	20.5	19.9	17.7	18.1	18.5	18.9	19.9
x=8H y=4H	18.5	18.9	19.3	19.8	20.0	17.7	18.1	18.5	19.0	20.0
x=8H y=6H	19.1	19.4	19.9	20.3	20.2	17.9	18.3	18.8	19.1	20.2
x=8H y=8H	19.4	19.7	20.3	20.6	20.2	18.0	18.3	18.9	19.2	20.2
x=8H y=12H	19.7	20.0	20.6	20.9	20.3	18.0	18.3	18.9	19.2	20.3
x=12H y=4H	18.5	18.9	19.3	19.7	19.9	17.7	18.1	18.5	18.9	19.9
x=12H y=6H	19.1	19.4	19.9	20.2	20.2	18.0	18.3	18.8	19.1	20.2
x=12H y=8H	19.4	19.7	20.3	20.6	20.3	18.1	18.4	19.0	19.2	20.3