

## Compass Box Small 1L

■ 03.2600.14 - Matt black

Surface spotlight to be installed on ceiling/wall. Electronic transformer integrated 220/240V – 12V, 50/60Hz. The intensity of the lighting may be adjusted via leading and trail edge modulation in halogen lamps.

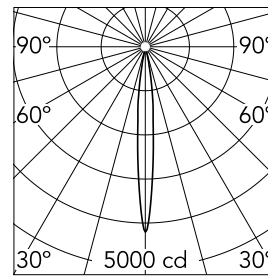


### Main specifications

<b>Number of heads</b>	1	<b>Net lumen (lm)</b>	357
<b>Lamp category</b>	Halogen	<b>Mountings</b>	Ceiling surface
<b>Power (W)</b>	35W Max.	<b>Environment</b>	Indoor
<b>CCT (K)</b>	3100K		
<b>CRI</b>	100		

### Optical

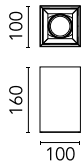

<b>Lamp type</b>	QR-CBC 51
<b>Light distribution</b>	Symmetric
<b>Optical type</b>	Spot
<b>Beam angle (°)</b>	10
<b>Beam angle C90-270 (°)</b>	10



Beam Angle: 10°

h(m)	E(lx)	D(m)
1	5000	0.17
2	1250	0.34
3	556	0.51
4	313	0.69
5	200	0.86

Luminous flux luminaire  
357 lm



### Electrical

<b>Frequency (Hz)</b>	50/60	<b>Insulation class</b>	I
<b>Lamp holder</b>	GX5.3		
<b>Dimmable</b>	Yes		
<b>Driver</b>	Integrated		
<b>Emergency</b>	Without		

### Physical

<b>Color</b>	Matt black
<b>Orientation</b>	Adjustable
<b>Weight (kg)</b>	1
<b>Tilt (°)</b>	20



## Compass Box Small 1L



---

Screening cylinder  
08.8238.14



---

Honeycomb  
08.8196.14