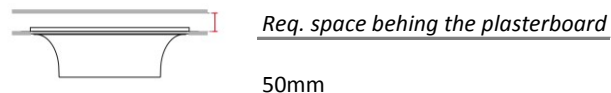


Technical Data Sheet

Last data update

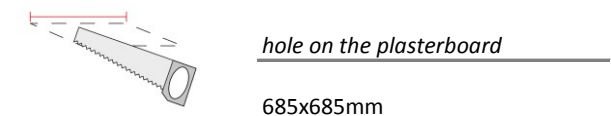
5/9/2019

9010
novantadieci®



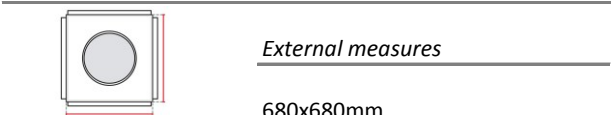
Req. space behind the plasterboard

50mm



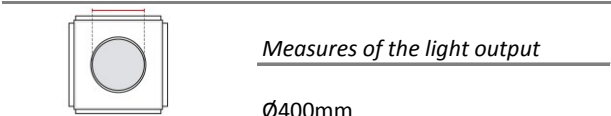
hole on the plasterboard

685x685mm



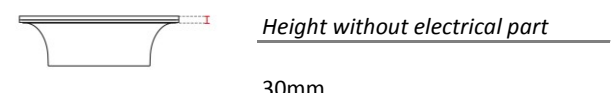
External measures

680x680mm



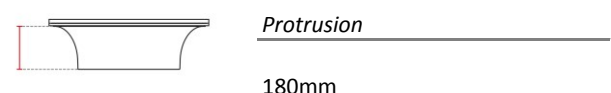
Measures of the light output

Ø400mm



Height without electrical part

30mm



Protrusion

180mm

Notes on measures

General notes

► Designer amarantostudio

CEILING RECESSED LIGHTING

8935B-2714

Recessed Spotlight / CRISTALY

Surface finish : CRISTALY

LED 52W / 1400mA / 5700lm / 2700°K / CRI85

Model

Code	8935B
Product family	CEILING RECESSED LIGHTING
Type	Recessed Spotlight

Material/Surface finish

Code	004
Material	CRISTALY
Surface finish	CRISTALY

Electrical part

Code	2714
Type	LED
Power	52W
Current	1400mA
Light Output	5700lm
Colour Temperature	2700°K
CRI	85

Light Output of the lamp	3192lm
Dimmable	SI

Power Supply	Power Supply in counterceiling
Connection	2 PVC cables
Cover	Etched Glass

General Data

Protection Index	IP20-IP44
Isolation Class	III
Weight [Kg]	12
Country of production	MADE IN ITALY
Mounting instruction	025.504_9010_REV03

Installation

Multisize system	NO
Position	Ceiling

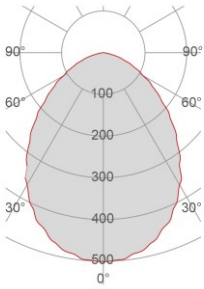
Packaging

Type	White american Box
Measures AxBxH	850x850x300mm
Gross Weight [Kg]	16.443
Master carton	NO
Quantity of articles	
Measures AxBxH	

Technical Data Sheet

8935B-2714

Fotometric Data



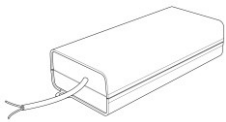
<i>Electrical part</i>	2714
<i>Power</i>	52W
<i>Light Output</i>	5700lm
<i>Colour Temperature</i>	2700°K
<i>CRI</i>	85

<i>Illuminance</i>	1m	1599lux
	2m	400lux
	3m	178lux
	4m	100lux
	5m	64lux

<i>Lamp Light Output</i>	56%
<i>Light Output of the lamp</i>	3192lm
<i>Beam Angle</i>	86°
<i>Beam Inclination</i>	0°

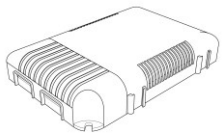
Accessories

Standard Power Supply

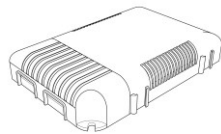


<i>Code</i>	026.212
<i>Measures</i>	128x60x31.5mm
<i>Power</i>	min35W max60.2W
<i>Input</i>	180-295 V~W
<i>Output</i>	1400mA

Dimmable Power Supply

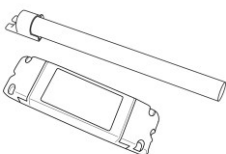


<i>Code</i>	026.206
<i>Measures</i>	124x82x23mm
<i>Power</i>	58.8W
<i>Input</i>	180-295V~W
<i>Output</i>	1400mA
<i>Dimmable</i>	PUSH/DALI



<i>Code</i>	026.207
<i>Measures</i>	124x82x23mm
<i>Power</i>	58.8W
<i>Input</i>	180-295V~W
<i>Output</i>	1400mA
<i>Dimmable</i>	0-10V

Other Accessories



<i>Code</i>	099.142
<i>Description</i>	Emergency Kit
<i>Notes</i>	