

Luminaire

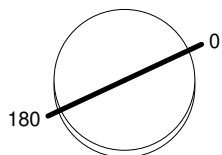
Code DX0060O10
Name ITKA 20 S

Measurem.

Code FTS1603781
Name ITKA 20 S

Luminaire Flux	252.61 lm	Luminaire Power	9.00 W	Efficacy	28.07 lm/W	Efficiency	70.17%
Lamps Flux	360.00 lm	Maximum value	163.34 cd/klm	Position	C=0.00 G=5.00	CG	Rotosymmetrical
Round Luminaire Round Luminous Area		Diam. Diam.	200 mm 200 mm	Height Height	86 mm 86 mm		
Horizontal Luminous Area Emitting area on Plane 0° Emitting area on Plane 90°		0.031416 m2 0.017200 m2 0.017200 m2		Emitting area on Plane 180° Emitting area on Plane 270° Glare area at 76°		0.017200 m2 0.017200 m2 0.024289 m2	
Coordinate system Date Measurement Distance		CG 01-02-2016 0.00		Symmetry Type Maximum Gamma Angle Measurement Flux		Rotosymmetrical 180 360.00 lm	
Megaman 9W GX53 GX0109IF							
C.I.E. F UTE	40 69 89 81 70 0.57 G + 0.13 T			D DIN 5040 B NBN		B21 BZ 5 / 4 / BZ 6	

Diam=200mm



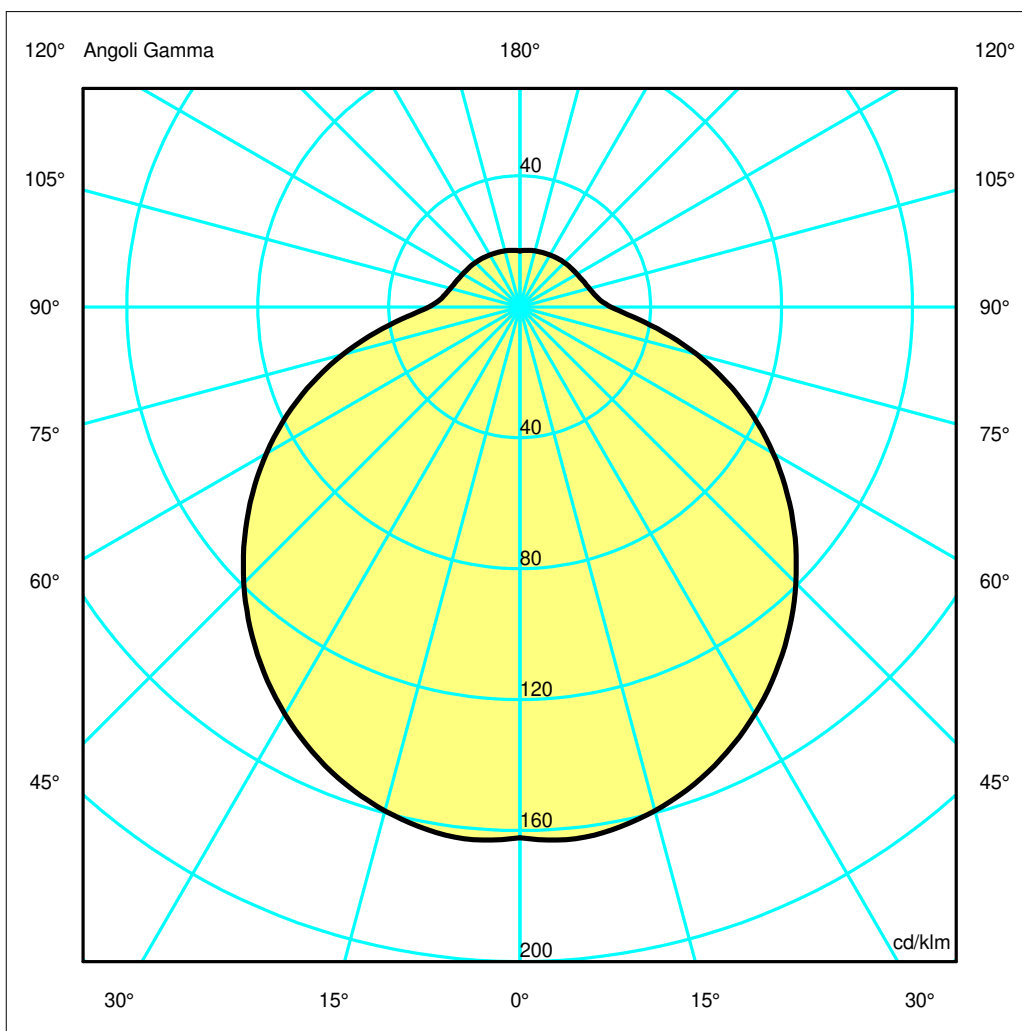
Semipiani C

180.0 ——— 0.0

ULOR 13.02 %

DLOR 57.15 %

RN 18.56 %



Luminaire

Code DX0060010

Name ITKA 20 S

Measur.

Code FTS1603781

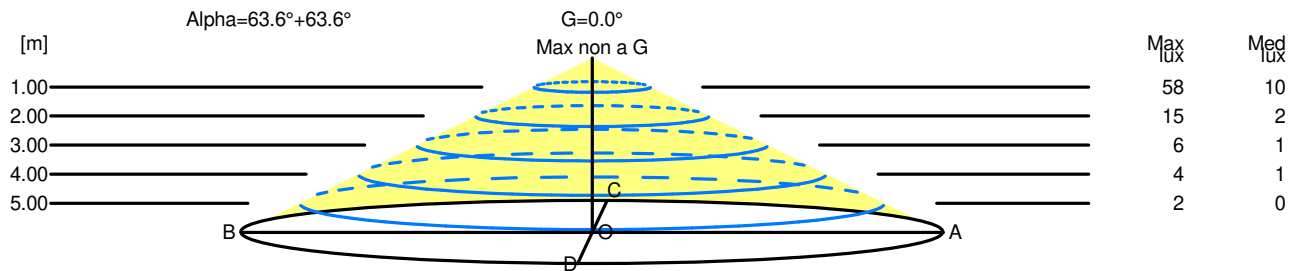
Name ITKA 20 S

Luminaire Flux	252.61 lm	Luminaire Power	9.00 W	Efficacy	28.07 lm/W	Efficiency	70.17%
Lamps Flux	360.00 lm	Maximum value	163.34 cd/klm	Position	C=0.00 G=5.00	CG	Rotosymmetrical
Round Luminaire		Diam.	200 mm	Height	86 mm		
Round Luminous Area		Diam.	200 mm	Height	86 mm		
Horizontal Luminous Area		0.031416 m ²		Emitting area on Plane 180°		0.017200 m ²	
Emitting area on Plane 0°		0.017200 m ²		Emitting area on Plane 270°		0.017200 m ²	
Emitting area on Plane 90°		0.017200 m ²		Glare area at 76°		0.024289 m ²	
Coordinate system		CG		Symmetry Type		Rotosymmetrical	
Date		01-02-2016		Maximum Gamma Angle		180	
Measurement Distance		0.00		Measurement Flux		360.00 lm	
Megaman 9W GX53 GX0109IF							
C.I.E.	40 69 89 81 70			D DIN 5040		B21	
F UTE	0.57 G + 0.13 T			B NBN		BZ 5 / 4 / BZ 6	

Width at 50.00 % of Max Intensity

H[m]	1.00	2.00	3.00	4.00	5.00	H[m]	1.00	2.00	3.00	4.00	5.00
OA	2.01	4.03	6.04	8.05	10.07	OC	2.01	4.03	6.04	8.05	10.07
OB	2.01	4.03	6.04	8.05	10.07	OD	2.01	4.03	6.04	8.05	10.07

	Luminous Intensities [cd/klm]									
	0	5	15	25	35	45	55	65	75	85
OA	58.36	58.80	57.36	53.98	49.06	42.93	35.91	28.28	20.12	12.45
OB	58.36	58.80	57.36	53.98	49.06	42.93	35.91	28.28	20.12	12.45
OC	58.36	58.80	57.36	53.98	49.06	42.93	35.91	28.28	20.12	12.45
OD	58.36	58.80	57.36	53.98	49.06	42.93	35.91	28.28	20.12	12.45



H[m]	D[m]	Max lux	Med lux	Alpha=63.6°+63.6°	G=0.0 Max non a G
1.00	4.03	58	10		
2.00	8.05	15	2		
3.00	12.08	6	1		
4.00	16.11	4	1		
5.00	20.13	2	0		