

## PRODUCT DATASHEET

### ENDURA Style Shield Square 11W Dark Gray

ENDURA® STYLE SHIELD | Luminaires with modern design and light outlet up and down



#### Areas of application

- Outdoor use (IP44)
- Building facades
- Entrance lighting

#### Product benefits

- Energy-efficient thanks to LED technology
- Easy and quick installation

#### Product features

- Bright and functional outdoor LED luminaires
- Die-cast aluminum housing
- Available in round and square form



TECHNICAL DATA

Electrical data

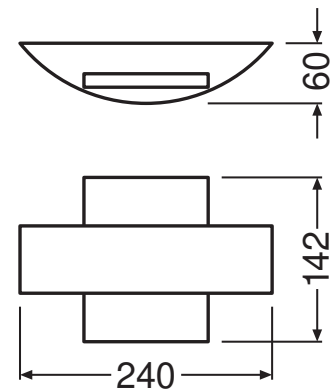
Nominal wattage	10.50 W
Nominal voltage	220...240 V
Mains frequency	50...60 Hz
Nominal current	54.000 mA
Max. number of luminaires per miniature circuit breaker B16	130
Max. number of luminaires per miniature circuit breaker C16	260
Power factor $\lambda$	> 0.5
Total harmonic distortion	$\leq$ 20 %
Protection class	I
Operating mode	Mains voltage

Photometrical data

Luminous flux	410 lm
Luminous efficacy	39 lm/W
Color temperature	3000 K
Light color (designation)	Warm White
Color rendering index Ra	> 80
Standard deviation of color matching	$\leq$ 6 sdc <sub>m</sub>
Photobiological safety group acc. to EN62778	RG0
UGR	< 25

Dimensions & Weight

Length	60.00 mm
Width	240.00 mm
Height	142.00 mm
Product weight	740.00 g



PG ENDURA STYLE Shield SQ  
MiPRC

Materials & Colors

Product color	Dark gray
Housing color	Dark gray
Body material	Aluminum
Cover material	Polymethylmethacrylate (PMMA)
Mercury content	0.0 mg

Application & Mounting

Ambient temperature range	-20...+40 °C
Temperature range at storage	-20...+85 °C
Type of connection	Screw terminal
Type of protection	IP44
Protection class IK (shock resistance)	IK05
Dimmable	No
Mounting type	Surface
Application environment	Outdoor
With light source	Yes
Replaceable light source	No

Lifespan

Lifespan L70/B50 at 25 °C	30000 h <sup>1)</sup>
Number of switching cycles	15000

<sup>1)</sup> t[h]: L70 / B50 @ 25 °C (Ta), t[h]: L80 / B10 @ 25 °C (Ta), t[h]: L90 / B10 @ 25 °C (Ta)

## Certificates & Standards

Luminaire with limited surface temperature, "D sign"	No
Replaceable light source (EPREL)	Not replaceable





## EQUIPMENT / ACCESSORIES

- Complete mounting and connecting accessories included

## Safety advice

- All electrical connections must be made by a qualified person.
- Caution, risk of electric shock.
- Product in protection class I. All electrically conductive, metallic housing parts that can absorb voltage during operation or during maintenance in the event of a fault must be continuously connected to the protective earthing conductor.

## DOWNLOAD DATA

Documents and certificates		Document name
	User instruction / safety instructions	ENDURA STYLE SHIELD
	Legal information	Safety insert G11219578
	Declarations of conformity	CE Declaration Endura Style Shield
	Declarations of conformity UKCA	Fixed LUM

## LOGISTICAL DATA

Product code	Packaging unit (Pieces/Unit)	Dimensions (length x width x height)	Gross weight	Volume
4099854461873	Folding box 1	90 mm x 287 mm x 208 mm	1043.00 g	5.37 dm <sup>3</sup>
4099854461880	Shipping box 6	430 mm x 300 mm x 290 mm	6260.00 g	37.41 dm <sup>3</sup>

The mentioned product code describes the smallest quantity unit which can be ordered. One shipping unit can contain one or more single products. When placing an order, for the quantity please enter single or multiples of a shipping unit.

## DISCLAIMER

Subject to change without notice. Errors and omission excepted. Always make sure to use the most recent release.

