

## PRODUCT DATASHEET

### LED WORKLIGHT VALUE 360° WITH SOCKET 30W 865

WORKLIGHT VALUE 360° SOCKET | Flexible, portable worklight with 360° light radiation in value class



#### Areas of application

- Renovation
- Garages
- Workshops
- Basement

#### Product benefits

- 360° all-around light
- 2 in 1, worklight and multi socket

#### Product features

- 360° beam angle
- Integrated pendant hook for downlight application
- Equipped with two power outlets, for loads up to 3000 W
- Power outlet protected by self-closing cover



TECHNICAL DATA

Electrical data

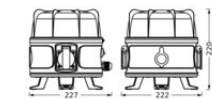
Nominal wattage	30.00 W
Nominal voltage	220...240 V
Mains frequency	50...60 Hz
Nominal current	130.000 mA
Inrush current time T <sub>h50</sub>	1.6 µs
Max. number of luminaires per miniature circuit breaker B16	42
Max. number of luminaires per miniature circuit breaker C16	53
Power factor λ	≥ 0.90
Protection class	I
Operating mode	Integrated LED driver

Photometrical data

Luminous flux	3700 lm
Luminous efficacy	120 lm/W
Color temperature	6500 K
Light color (designation)	Cool Daylight
Color rendering index Ra	≥80
Standard deviation of color matching	< 6 sdc <sub>m</sub>
Photobiological safety group acc. to EN62778	RG1
Beam angle	360 °

Dimensions & Weight

Length	222.00 mm
Width	227.00 mm
Height	220.00 mm
Product weight	1650.00 g
Cable length	1500 mm



LED WORKLIGHT VAL 360 30W  
865 2XSOK

## Materials & Colors

Product color	Black/Gray
Housing color	Black/Gray
Body material	Plastic
Cover material	Plastic
Glow Wire Test according to IEC 60695-2-12	650 °C
Mercury content	0.0 mg

## Application & Mounting

Ambient temperature range	-20...+40 °C
Temperature range at storage	-20...+80 °C
Type of connection	Plug type F
Type of protection	IP54
Protection class IK (shock resistance)	IK08
Dimmable	No
Mounting type	Standing
With light source	Yes
Replaceable light source	No

## Lifespan

Lifespan L70/B50 at 25 °C	30000 h <sup>1)</sup>
Number of switching cycles	15000

<sup>1)</sup> t[h]: L70 / B50 @ 25 °C (Ta), t[h]: L80 / B10 @ 25 °C (Ta), t[h]: L90 / B10 @ 25 °C (Ta)

## Certificates & Standards

Luminaire with limited surface temperature, "D sign"	No
Replaceable light source (EPREL)	Not replaceable




## EQUIPMENT / ACCESSORIES

- 1,5m power cable for flexible installation

## Safety advice

- Product in protection class I. All electrically conductive, metallic housing parts that can absorb voltage during operation or during maintenance in the event of a fault must be continuously connected to the protective earthing conductor.

DOWNLOAD DATA

Documents and certificates		Document name
	User instruction / safety instructions	LED WORKLIGHT VAL
	Legal information	Safety insert G11227384
	Declarations of conformity	LED WORKLIGHT VAL 360

LOGISTICAL DATA

Product code	Packaging unit (Pieces/Unit)	Dimensions (length x width x height)	Gross weight	Volume
4099854430435	Folding box 1	210 mm x 240 mm x 230 mm	2110.00 g	11.59 dm³
4099854430442	Shipping box 4	500 mm x 440 mm x 255 mm	8440.00 g	56.10 dm³

The mentioned product code describes the smallest quantity unit which can be ordered. One shipping unit can contain one or more single products. When placing an order, for the quantity please enter single or multiples of a shipping unit.

DISCLAIMER

Subject to change without notice. Errors and omission excepted. Always make sure to use the most recent release.