

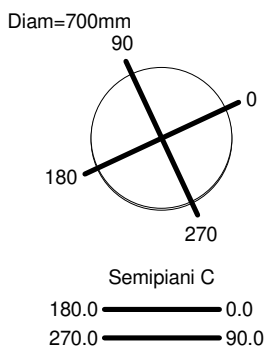
Luminaire

Code 1999130APP
Name DISCOVERY LED S - APP COMPATIBLE NRO

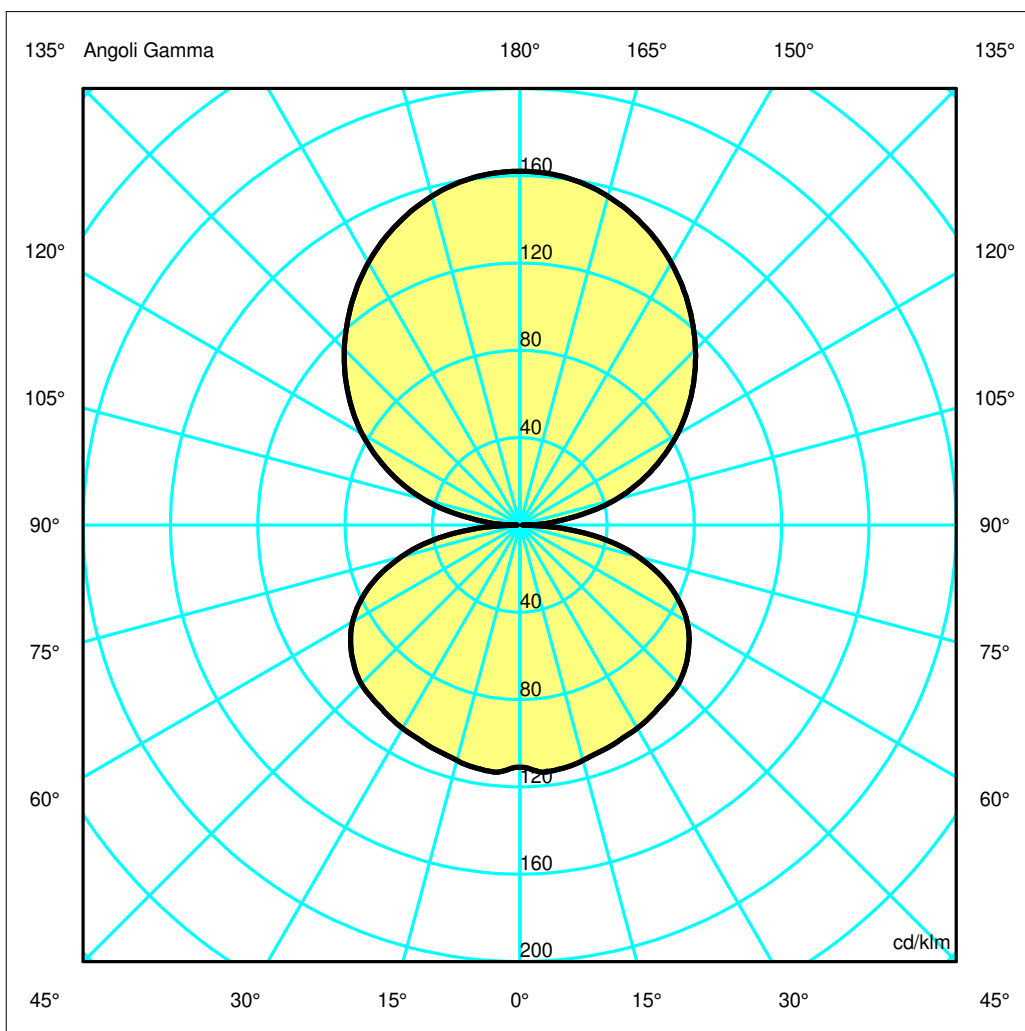
Measurem.

Code FTS1901716
Name DISCOVERY LED S - APP COMPATIBLE NRO

Luminaire Flux	2857.48 lm	Luminaire Power	40.00 W	Efficacy	71.44 lm/W	Efficiency	100.00%
Lamps Flux	2857.48 lm	Maximum value	162.09 cd/klm	Position	C=0.00 G=180.00	CG	Asymmetrical
Round Luminaire Round Luminous Area		Diam. Diam.	700 mm 635 mm	Height Height	17 mm 0 mm		
Horizontal Luminous Area Emitting area on Plane 0° Emitting area on Plane 90°		0.316692 m2 0.000000 m2 0.000000 m2		Emitting area on Plane 180° Emitting area on Plane 270° Glare area at 76°		0.000000 m2 0.000000 m2 0.076615 m2	
Coordinate system Date Measurement Distance		CG 03-12-2020 0.00		Symmetry Type Maximum Gamma Angle Measurement Flux		Asymmetrical 180 2857.48 lm	
LED Flux=5162,57lm LED Power=35W Eff=55% EfcLed=148lm/W EfcLum=71lm/W CCT=3000K Ra=90 SDCM=3 L70(6K)=50000 h							
C.I.E. F UTE	35 67 91 48 100 0.48 G + 0.52 T			D DIN 5040 B NBN	C22 BZ 6		



ULOR 51.50 %
DLOR 48.50 %
RN 51.50 %



Luminaire

Code 1999130APP
Name DISCOVERY LED S - APP COMPATIBLE NRO

Measurment.

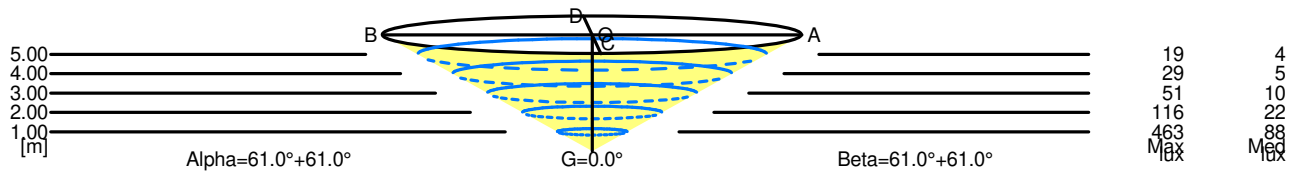
Code FTS1901716
Name DISCOVERY LED S - APP COMPATIBLE NRO

Luminaire Flux	2857.48 lm	Luminaire Power	40.00 W	Efficacy	71.44 lm/W	Efficiency	100.00%
Lamps Flux	2857.48 lm	Maximum value	162.09 cd/klm	Position	C=0.00 G=180.00	CG	Asymmetrical
Round Luminaire		Diam.	700 mm	Height	17 mm		
Round Luminous Area		Diam.	635 mm	Height	0 mm		
Horizontal Luminous Area		0.316692 m2		Emitting area on Plane 180°		0.000000 m2	
Emitting area on Plane 0°		0.000000 m2		Emitting area on Plane 270°		0.000000 m2	
Emitting area on Plane 90°		0.000000 m2		Glare area at 76°		0.076615 m2	
Coordinate system		CG		Symmetry Type		Asymmetrical	
Date		03-12-2020		Maximum Gamma Angle		180	
Measurement Distance		0.00		Measurement Flux		2857.48 lm	
LED Flux=5162,57lm LED Power=35W Eff=55% EfcLed=148lm/W EfcLum=71lm/W CCT=3000K Ra=90 SDCM=3 L70(6K)=50000 h							
C.I.E.	35 67 91 48 100			D DIN 5040		C22	
F UTE	0.48 G + 0.52 T			B NBN		BZ 6	

Width at 50.00 % of Max Intensity

H[m]	1.00	2.00	3.00	4.00	5.00	H[m]	1.00	2.00	3.00	4.00	5.00
OA	1.80	3.61	5.41	7.22	9.02	OC	1.80	3.61	5.41	7.22	9.02
OB	1.80	3.61	5.41	7.22	9.02	OD	1.80	3.61	5.41	7.22	9.02

	Luminous Intensities [cd/klm]									
	0	5	15	25	35	45	55	65	75	85
OA	463.18	461.67	445.79	415.84	374.71	325.15	269.01	204.28	130.15	41.75
OB	463.18	461.67	445.79	415.84	374.71	325.15	269.01	204.28	130.15	41.75
OC	463.18	461.67	445.79	415.84	374.71	325.15	269.01	204.28	130.15	41.75
OD	463.18	461.67	445.79	415.84	374.71	325.15	269.01	204.28	130.15	41.75



5.00	18.04	19	4		
4.00	14.43	29	5		
3.00	10.83	51	10		
2.00	7.22	116	22		
1.00	3.61	463	88		
H[m]	D[m]	Max lux	Med lux	Alpha=61.0°+61.0°	G=0.0

5.00	18.04	19	4		
4.00	14.43	29	5		
3.00	10.83	51	10		
2.00	7.22	116	22		
1.00	3.61	463	88		
H[m]	D[m]	Max lux	Med lux	Beta=61.0°+61.0°	G=0.0