

# PC TASK

PRODUCT FACT SHEET



## PC TASK

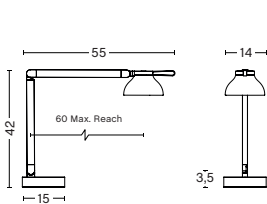
DESIGN BY PIERRE CHARPIN, 2016

Pierre Charpin's PC Task Lights series is a collection of refined and precisely engineered task lamps designed to provide focused light where needed. The lamps are constructed in aluminium, with a subtle sheen finish. The functional design conceals gas springs that enable the arms and head to hold their position wherever they are moved, and it features an integrated-touch dimmer switch with a memory function that controls brightness levels and automatically turns off after five hours. The PC Task Lights are available in a variety of size and colour options and are suitable for both contract and domestic markets.

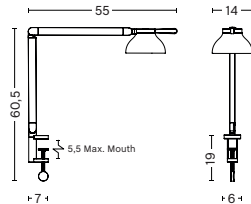
### HIGHLIGHTS

- Part of a progressive and technologically advanced lighting collection.
- A family of multifunctional task lamps that can be used free standing, desk, clamp and wall mounted.
- CE approved.
- Integrated LED light source ensuring a life span of at least 25,000 hours of use.
- Stepless touch dimmer.
- Concealed gas springs.
- The lamp is suitable for both private and office environments.
- Qualified for contract use.

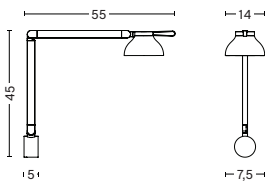
### DIMENSIONS



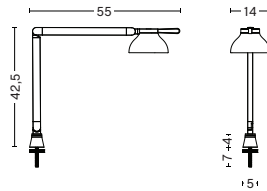
DOUBLE ARM WITH TABLE BASE  
WIDTH 14 CM | 5.5"  
DEPTH 55 CM | 21.7"  
HEIGHT 42 CM | 16.5"



DOUBLE ARM WITH CLAMP  
WIDTH 14 CM | 5.5"  
DEPTH 55 CM | 21.7"  
HEIGHT 60,5 CM | 23.8"



DOUBLE ARM WITH WALL BRACKET  
WIDTH 14 CM | 5.5"  
DEPTH 55 CM | 21.7"  
HEIGHT 45 CM | 17.7"



DOUBLE ARM WITH TABLE INSERT  
WIDTH 14 CM | 5.5"  
DEPTH 55 CM | 21.7"  
HEIGHT 42,5 CM | 16.7"

### MATERIALS

#### SHADE

Spun aluminum.

#### BODY

Extruded aluminium arms with die cast aluminium joints

#### BASE











Injection moulded ABS cover with internal sand cast iron counter weight. Powder coated steel base with foam pad protector underneath

#### CORD

Silicone cable.

## COLOUR & FINISH

Please note that the colour codes are indicative.

SHELL	SIZE	DOUBLE ARM WITH TABLE BASE	DOUBLE ARM WITH CLAMP	DOUBLE ARM WITH WALL BRACKET	DOUBLE ARM WITH TABLE INSERT
SOFT BLACK RAL 9004					
ASH GREY RAL 7035					

Note that fixings, gaskets, soft TPE components and the cable are black for both colour options.

## TECHNICAL SPECIFICATIONS

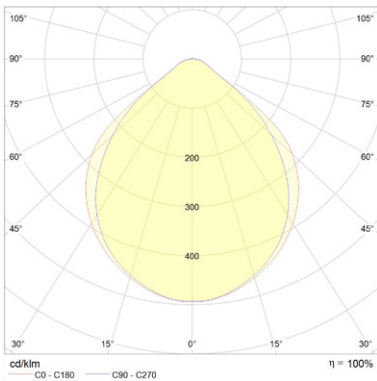
LIGHT SOURCE	POWER (WATTS)	DIMMABLE	POWER SUPPLY	CORD LENGTH	SWITCH
Integrated LED	5,7W	YES	220-240V AC at 50-60Hz UK/EU plug mounted adapter	200 cm	Stepless touch dimmer

## TEST SPECIFICATIONS\*

FLUX (LUMENS)	CCT (KELVIN)	CRI (1-100)
407lm	3100K, cool white	85

\*Photometrics and the specification shown is taken using the integrated LED light source fitted in the production luminaire.

## PHOTOMETRICS



## CERTIFICATES

CE APPROVED

This product has been assessed and complies with the essential requirements of the relevant European directives.



Tested according to the following european EN IEC standards which relate specifically to electrical lighting products including

- EN 55015:2013 (radio disturbance)
- EN 61547:2009 (EMC immunity)
- EN 61000-3-2:2014 (EMC compatibility)
- EN 61000-3-3:2013 (EMC compatibility)
- EN 60598-2-4:1997 (portable luminaires)
- EN 60598-1:2015 (general requirements)
- EN 62493:2010 (human exposure to EMC)

## COUNTRY OF ORIGIN

China

## DOWNLOADS

Packshots and lifestyle photos, 2D / 3D files, care and maintenance, instructions, test certificates, product fact sheets, and product presentations are available in our Image Bank at hay.com.

[LINK TO IMAGE BANK](#)