



Margin Pendant

The Margin lighting family is designer John Astbury's modern interpretation of a classic luminaire. Exploring a tiered typology for lighting, Margin's intersecting shades gently diffuse the light and instantly set the tone with warmth and tactility. The softness of the fabric is tempered by a clean and graphic silhouette that lends a certain presence and volume to a space. It is the sense of proportions, along with details such as the linear element through the lamp, which sharpen the aesthetics and allow Margin's special character to unfold.

Product highlights

- Part of the Margin family that offers a table lamp, a floor lamp and pendants in various sizes.
- Offered in both beige and white version.
- Compliant with CE, RCM and ETL standards for use in both EU, AU and US markets.
- Available in three sizes.
- Designed for use with replaceable standard LED bulbs.

Product Type Pendant, Lighting

Designer John Astbury, 2021

About the Designer John Astbury's studio was founded in 2014 and is based in Stockholm, Sweden. After previously studying anthropology in England, John Astbury completed studies in design at Konstfack, college of Arts, and Crafts in 2011. Building from archetypes, his work reduces the object to its fundamentals, exposing material, structure and form. A language of absolute simplicity while making visible the dialogues and symbols that surround the object.

Environment Indoor

Country of Origin PRC

Assembly Requirements The small lamp shade should be secured to the larger shade.

Material The Margin lamp series features natural linen fabric combined with a diffusing material to evenly spread light. The fabric is then mounted onto a sturdy black steel frame to ensure stability and structure for the shade. Steel tubes are used to attach the shades securely to the central light fixture.

Light Source included No

Cleaning & Care Turn off the electricity before cleaning the lamp. Clean gently with a duster. If necessary, use a damp cloth to gently wipe the stain. Always test a small area first to ensure it does not damage the textile.

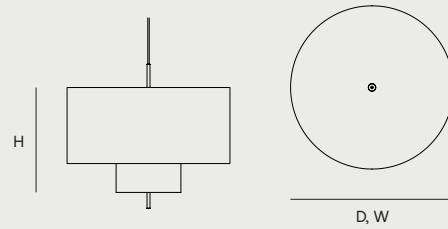
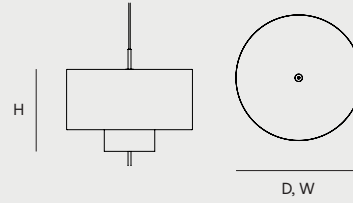
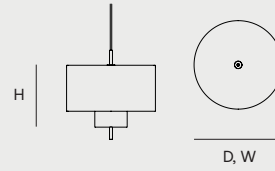
Dimensions

Ø50
Height: 340 mm / 13.4"
Width: 480 mm / 18.9"
Depth: 480 mm / 18.9"

Ø70
Height: 450 mm / 17.7"
Width: 680 mm / 26.8"
Depth: 680 mm / 26.8"

Ø90
Height: 570 mm / 22.4"
Width: 880 mm / 34.6"
Depth: 880 mm / 34.6"

Canopy: Ø120 mm H 35 mm / Ø4.7" H 1.4"
Cord Length: 3500 mm / 137.8"

**Packaging Dimensions**

Ø50
Height: 400 mm / 15.7"
Width: 535 mm / 21.1"
Depth: 535 mm / 21.1"

Ø70
Height: 495 mm / 19.5"
Width: 735 mm / 28.9"
Depth: 735 mm / 28.9"

Ø90
Height: 620 mm / 24.4"
Width: 935 mm / 36.8"
Depth: 935 mm / 36.8"

Weight

Ø50
2.8 kg / 6.2 lbs

Ø70
3.75 kg / 8.3 lbs

Ø90
8.5 kg / 18.7 lbs

Weight Incl Packaging

Ø50
6 kg / 13.2 lbs

Ø70
10.3 kg / 22.7 lbs

Ø90
15 kg / 33.1 lbs

Versions



Item No: 21310/ 21310US
Variant: Margin Pendant, Beige Canvas, Ø50



Item No: 21320/ 21320US
Variant: Margin Pendant, Beige Canvas, Ø70



Item No: 21330/ 21330US
Variant: Margin Pendant, Beige Canvas, Ø90



Item No: 21311/ 21311US
Variant: Margin Pendant, White Canvas, Ø50



Item No: 21321/ 21321US
Variant: Margin Pendant, White Canvas, Ø70



Item No: 21331/ 21331US
Variant: Margin Pendant, White Canvas, Ø90

Lamp Rating

Voltage	CE: 220-240 V, ETL: 110-120 V
Frequency	50/60 Hz
IP-Rating	IP20

Light Source Recommendation

Lamp Base Type	CE: E27, ETL: E26
Max Voltage	LED 11 W x 3

Tests & Certificates

Lighting Certifications
CE, RCM, ETL

High res images and 2D/3D files available for download at:
newworks.presscloud.com