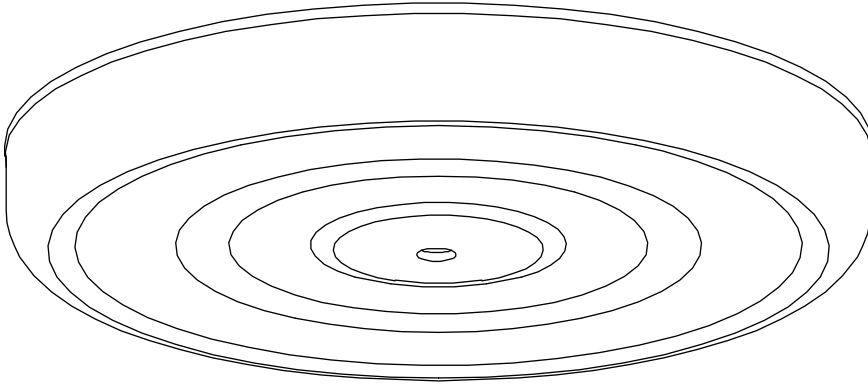


# INSTRUCTION MANUAL

Model:WAVE Ø30

---

**halo  
design**  
COPENHAGEN



3 step functionality with memory 2700K 18W

Step 1: 100% Lumen 1748

Step 2: 50% Lumen 863

Step 3: 10% Lumen 207

Each setting will be remembered by the LED driver, if setting is kept for 10 seconds.

Eg. when leaving the light on a setting for more than 10 seconds, the light setting will be stored and start with same light setting next time light is turned on

230V. LED 18W



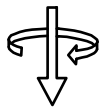
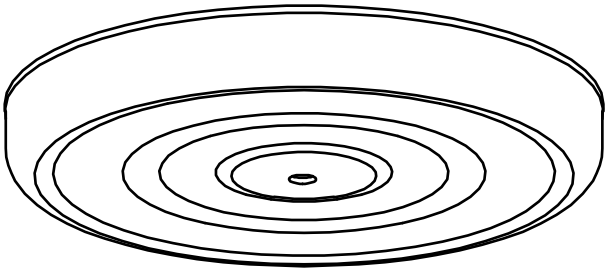
## INSTRUCTION MANUAL

---

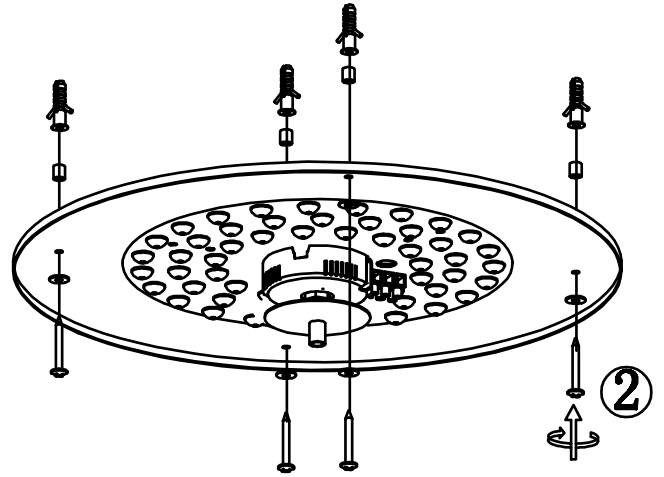
1. Follow the instruction sketch  
Følg instruktionen på tegningen
2. Make sure power is OFF on the outlet, before beginning the installation  
Sikr dig at strømmen er slukket, inden du påbegynder installationen
3. Insert the light bulb  
Isæt lyskilden
4. Go through point 1 to 2 before connecting the lamp to the power  
Gennemgå punkt 1 og 2, inden du tilslutter lampen til strømudtaget

Design and import by Halo Design, Gammelgårdsvej 85, DK-3520 Farum

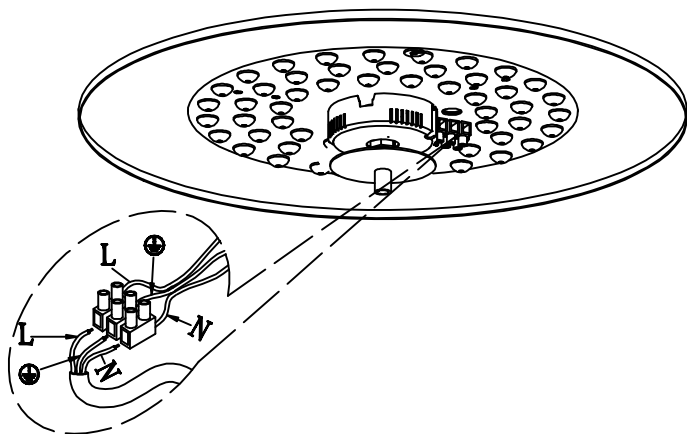
1



2



3



4

