

LEDS C4[®]

Luminaria

Código 05-7389-05-14

Nombre ATTIC

Ensayo

Código 05-7389-05-14

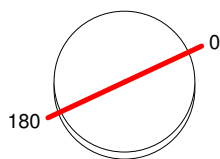
Nombre ATTIC

Flujo Luminaria	916.11 lm	Potencia luminaria	11.00 W	Eficacia	83.28 lm/W	Eficiencia	88.51%
Flujo de Lámpara	1035.00 lm	Valor Máximo	256.20 cd/klm	Posición	C=0.00 G=0.00	CG	Rotosimétrico
Luminaria Redonda		Diam.	240 mm	Altura	200 mm		
Área Luminosa Redonda		Diam.	240 mm	Altura	0 mm		
Área Luminosa Horizontal	0.045239 m2			Área Emisión sobre Pl. 180°	0.000000 m2		
Área Emisión sobre Pl. 0°	0.000000 m2			Área Emisión sobre Pl. 270°	0.000000 m2		
Área Emisión sobre Pl. 90°	0.000000 m2			Área de deslumbramiento a 76°	0.010944 m2		
Sist. de Coorden.	CG			Tipo de Simetría	Rotosimétrico		
Fecha	26-03-2019			Máximo Ángulo Gamma	90		
Distancia de Ensayo	0.00			Flujo de Ensayo	1035.00 lm		
Operador	qualitat			Tensión de alimentación [V]			
Temperatura	25.00 °C			Corriente de alimentación [A]			
Humedad	60.00 %			Fotocélula			
Notas							

Lámparas de la Luminaria

Familia	Código	Nombre	Flujo [lm]	Pot. [W]	Cant.
	OSRAM 11W 2700K	OSRAM 11W 2700K	1035.00	11.00	1
C.I.E.	43 78 96 100 89	D DIN 5040	A30		
F UTE	0.89 E	B NBN	BZ 5		

Diam=240mm



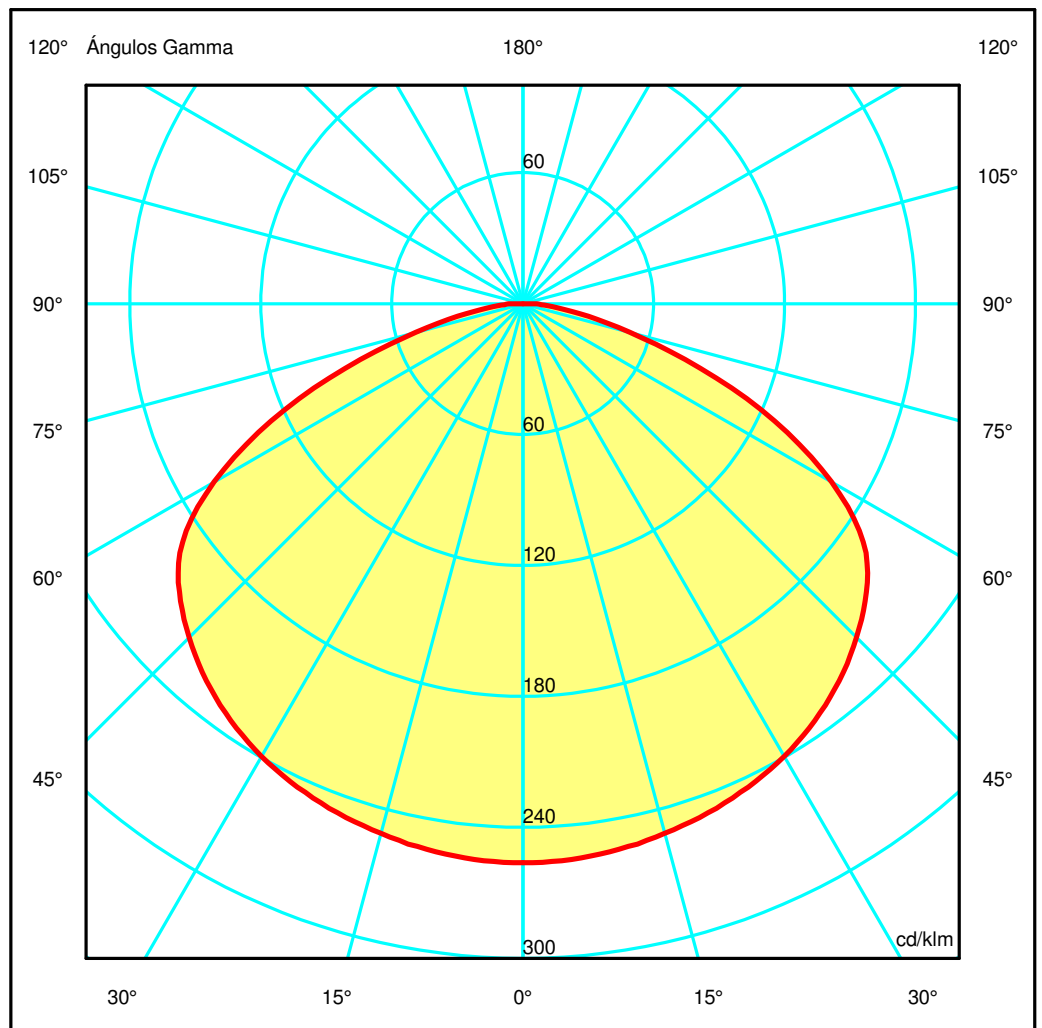
Semiplanos C

180.0 — 0.0

ULOR 0.00 %

DLOR 88.51 %

RN 0.00 %



Luminaria

Código 05-7389-05-14

Nombre ATTIC

Ensayo

Código 05-7389-05-14

Nombre ATTIC

Flujo Luminaria	916.11 lm	Potencia luminaria	11.00 W	Eficacia	83.28 lm/W	Eficiencia	88.51%
Flujo de Lámpara	1035.00 lm	Valor Máximo	256.20 cd/klm	Posición	C=0.00 G=0.00	CG	Rotosimétrico

Tabla de Intensidad Luminosa cd/klm Tabla 1/1

	C 0.00	C 0.00	
G 0.0	256.20	G 46.0	214.15
G 1.0	256.16	G 47.0	212.20
G 2.0	256.11	G 48.0	209.97
G 3.0	255.94	G 49.0	207.76
G 4.0	255.86	G 50.0	205.42
G 5.0	255.59	G 51.0	203.09
G 6.0	255.29	G 52.0	200.45
G 7.0	255.02	G 53.0	197.56
G 8.0	254.70	G 54.0	194.32
G 9.0	254.22	G 55.0	190.33
G 10.0	253.81	G 56.0	185.99
G 11.0	253.37	G 57.0	180.89
G 12.0	253.09	G 58.0	175.57
G 13.0	252.29	G 59.0	169.52
G 14.0	251.92	G 60.0	163.30
G 15.0	251.23	G 61.0	156.59
G 16.0	250.81	G 62.0	149.70
G 17.0	250.11	G 63.0	142.35
G 18.0	249.53	G 64.0	134.82
G 19.0	248.96	G 65.0	127.21
G 20.0	248.22	G 66.0	119.29
G 21.0	247.64	G 67.0	111.37
G 22.0	246.74	G 68.0	103.18
G 23.0	246.06	G 69.0	95.01
G 24.0	245.14	G 70.0	86.74
G 25.0	244.40	G 71.0	78.68
G 26.0	243.49	G 72.0	71.00
G 27.0	242.56	G 73.0	63.64
G 28.0	241.51	G 74.0	56.94
G 29.0	240.58	G 75.0	50.79
G 30.0	239.52	G 76.0	45.18
G 31.0	238.34	G 77.0	39.91
G 32.0	237.11	G 78.0	35.05
G 33.0	235.88	G 79.0	30.64
G 34.0	234.59	G 80.0	26.49
G 35.0	233.24	G 81.0	22.71
G 36.0	231.72	G 82.0	19.33
G 37.0	230.36	G 83.0	16.33
G 38.0	228.73	G 84.0	13.77
G 39.0	227.09	G 85.0	11.61
G 40.0	225.54	G 86.0	9.95
G 41.0	223.80	G 87.0	8.52
G 42.0	222.02	G 88.0	7.39
G 43.0	220.04	G 89.0	6.48
G 44.0	218.26	G 90.0	5.65
G 45.0	216.29		

LEDS C4[®]

Luminaria

Código 05-7389-05-14
Nombre ATTIC

Ensayo

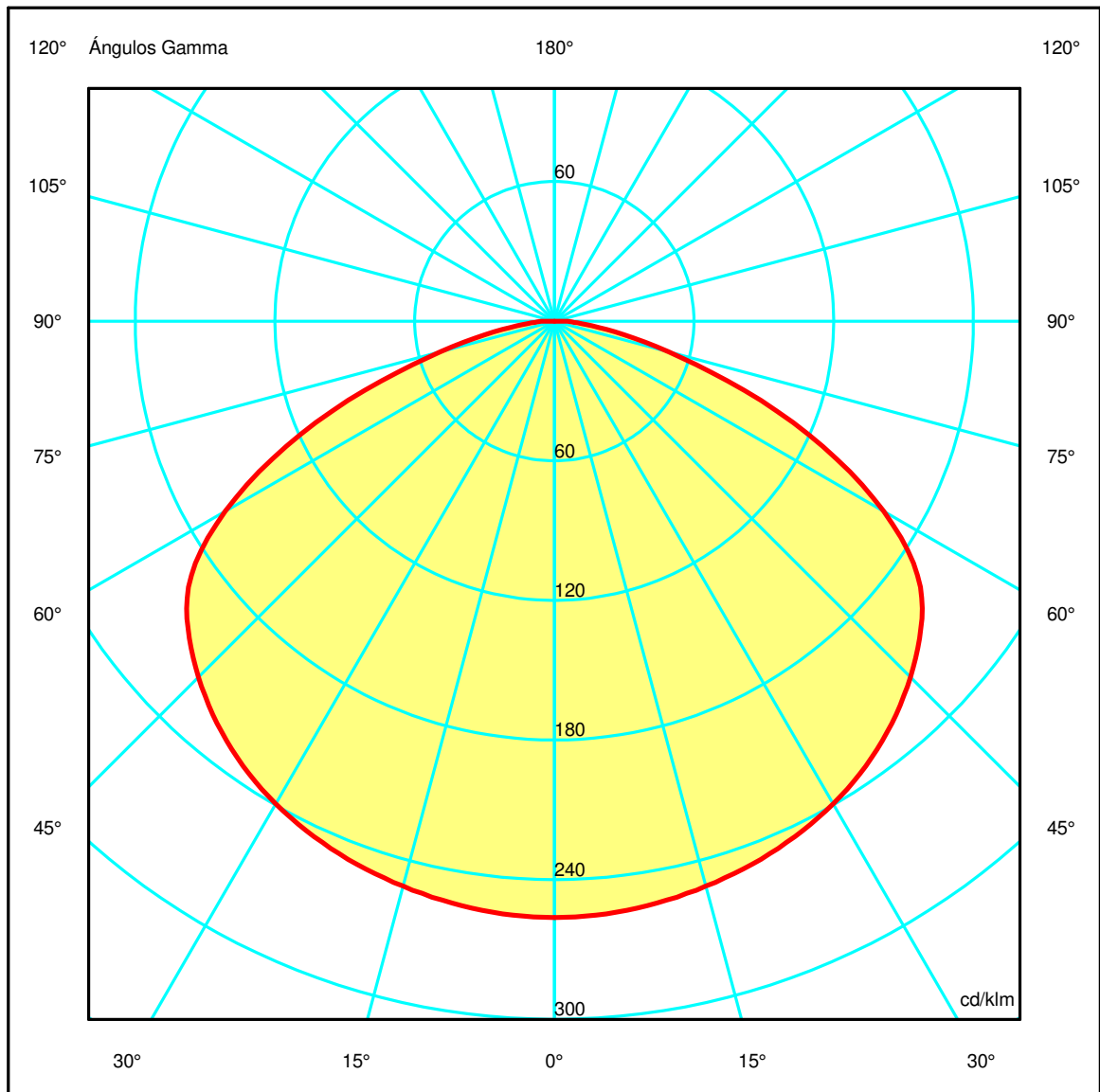
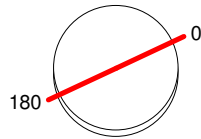
Código 05-7389-05-14
Nombre ATTIC

Flujo Luminaria	916.11 lm	Potencia luminaria	11.00 W	Eficacia	83.28 lm/W	Eficiencia	88.51%
Flujo de Lámpara	1035.00 lm	Valor Máximo	256.20 cd/klm	Posición	C=0.00 G=0.00	CG	Rotosimétrico

Diam=240mm

Semiplanos C

180.0  0.0



LEDS C4[®]

Luminaria

Código 05-7389-05-14

Nombre ATTIC

Ensayo

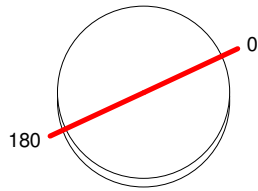
Código 05-7389-05-14

Nombre ATTIC

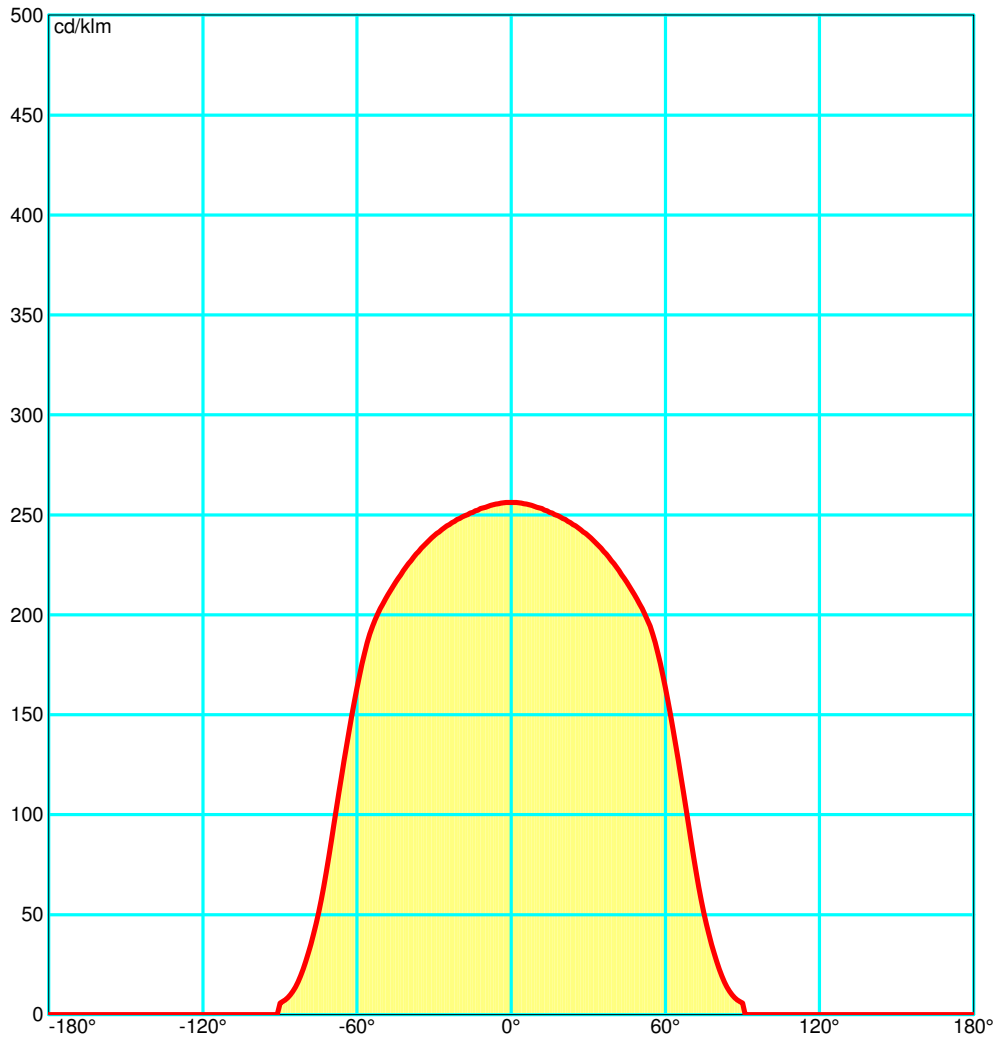
Flujo Luminaria	916.11 lm	Potencia luminaria	11.00 W	Eficacia	83.28 lm/W	Eficiencia	88.51%
Flujo de Lámpara	1035.00 lm	Valor Máximo	256.20 cd/klm	Posición	C=0.00 G=0.00	CG	Rotosimétrico

Diam=240mm

Semiplanos C



180.0 ————— 0.0



Luminaria

Código 05-7389-05-14

Nombre ATTIC

Ensayo

Código 05-7389-05-14

Nombre ATTIC

Flujo Luminaria	916.11 lm	Potencia luminaria	11.00 W	Eficacia	83.28 lm/W	Eficiencia	88.51%
Flujo de Lámpara	1035.00 lm	Valor Máximo	256.20 cd/klm	Posición	C=0.00 G=0.00	CG	Rotosimétrico

UGR
S = 0.250

Reflectancias										
Ceiling/Cavity	0.7	0.7	0.5	0.5	0.3	0.7	0.7	0.5	0.5	0.3
Walls	0.5	0.3	0.5	0.3	0.3	0.5	0.3	0.5	0.3	0.3
WorkingPlane	0.2	0.2	0.2	0.2	0.2	0.2	0.2	0.2	0.2	0.2
RoomDimensions	Viewed Crosswise					Viewed Endwise				
x=2H y=2H	19.9	21.3	20.2	21.5	21.8	19.9	21.3	20.2	21.5	21.8
x=2H y=3H	21.3	22.6	21.7	22.9	23.1	21.3	22.6	21.7	22.9	23.1
x=2H y=4H	21.7	22.9	22.1	23.2	23.5	21.7	22.9	22.1	23.2	23.5
x=2H y=6H	22.0	23.0	22.3	23.4	23.7	22.0	23.0	22.3	23.4	23.7
x=2H y=8H	22.0	23.1	22.4	23.4	23.7	22.0	23.1	22.4	23.4	23.7
x=2H y=12H	22.1	23.1	22.4	23.4	23.7	22.1	23.1	22.4	23.4	23.7
x=4H y=2H	20.7	21.9	21.0	22.1	22.4	20.7	21.9	21.0	22.1	22.4
x=4H y=3H	22.2	23.2	22.6	23.5	23.9	22.2	23.2	22.6	23.5	23.9
x=4H y=4H	22.7	23.6	23.1	23.9	24.3	22.7	23.6	23.1	23.9	24.3
x=4H y=6H	23.0	23.8	23.4	24.2	24.6	23.0	23.8	23.4	24.2	24.6
x=4H y=8H	23.1	23.8	23.5	24.2	24.6	23.1	23.8	23.5	24.2	24.6
x=4H y=12H	23.2	23.8	23.6	24.2	24.7	23.2	23.8	23.6	24.2	24.7
x=8H y=4H	22.9	23.6	23.3	24.0	24.4	22.9	23.6	23.3	24.0	24.4
x=8H y=6H	23.3	23.9	23.8	24.3	24.8	23.3	23.9	23.8	24.3	24.8
x=8H y=8H	23.4	24.0	23.9	24.4	24.9	23.4	24.0	23.9	24.4	24.9
x=8H y=12H	23.6	24.0	24.0	24.5	25.0	23.6	24.0	24.0	24.5	25.0
x=12H y=4H	22.9	23.6	23.4	24.0	24.4	22.9	23.6	23.4	24.0	24.4
x=12H y=6H	23.3	23.8	23.8	24.3	24.8	23.3	23.8	23.8	24.3	24.8
x=12H y=8H	23.5	23.9	24.0	24.4	24.9	23.5	23.9	24.0	24.4	24.9

Luminaria

Código 05-7389-05-14

Nombre ATTIC

Ensayo

Código 05-7389-05-14

Nombre ATTIC

Flujo Luminaria	916.11 lm	Potencia luminaria	11.00 W	Eficacia	83.28 lm/W	Eficiencia	88.51%
Flujo de Lámpara	1035.00 lm	Valor Máximo	256.20 cd/klm	Posición	C=0.00 G=0.00	CG	Rotosimétrico

Flujo Total=1035.00 Flujo Luminaria=916.11

RI	0.60	0.80	1.00	1.25	1.50	2.00	2.50	3.00	4.00	5.00	10.00	20.00
DRR	0.27	0.36	0.43	0.51	0.57	0.66	0.73	0.77	0.82	0.85	0.92	0.96
RC	6	6	6	5	5	5	5	5	5	5	5	5

Flujo Zonal por 1000 Lúmenes

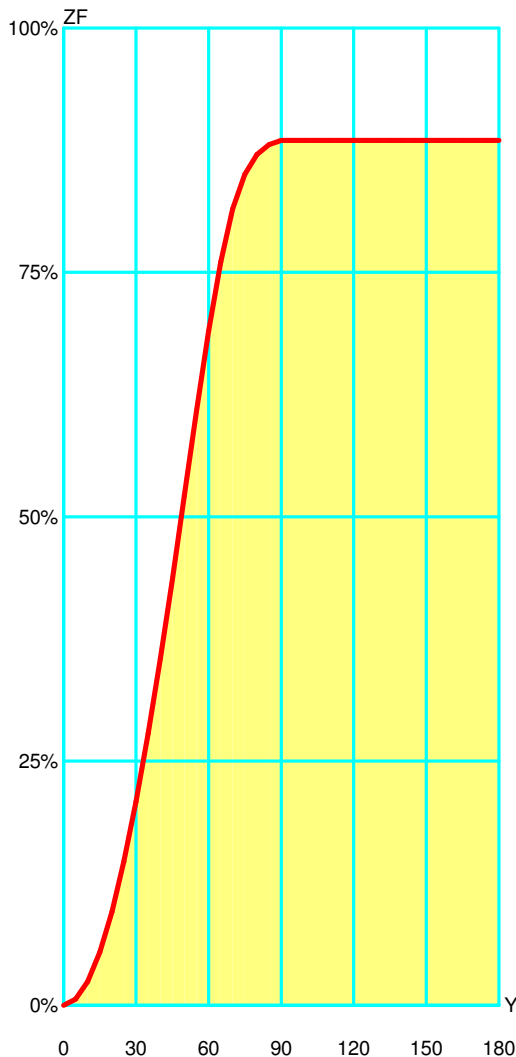
Y°	10	20	30	40	50	60	70	80	90	100	110	120	130	140	150	160	170	180
ZF(Y)	24	95	208	355	522	690	815	871	885	885	885	885	885	885	885	885	885	885

Códigos de Flujo C.I.E.

43 78 96 100 89

C.I.E.	6/6/6/5/5/5/5/5/5/5
D DIN 5040	A30
F UTE	0.89 E
B NBN	BZ 5
RN	0.00000 %
BLF	1.0

LOR	88.51265 %
ULOR	0.00000 %
DLOR	88.51265 %
UFF	0.00000 %
DFF	100.00000 %
FFR	0.00000 %



Gamma °	Flujo Zonal			
	Flujo	Suma lm	Flujo [%]	Suma [%]
0°	0.00	0.00	0.00%	0.00 %
5°	6.12	6.12	0.69%	0.69 %
10°	18.22	24.34	2.06%	2.75 %
15°	29.96	54.30	3.39%	6.14 %
20°	41.17	95.47	4.65%	10.79 %
25°	51.67	147.14	5.84%	16.62 %
30°	61.24	208.38	6.92%	23.54 %
35°	69.62	278.00	7.87%	31.41 %
40°	76.54	354.54	8.65%	40.06 %
45°	81.82	436.36	9.24%	49.30 %
50°	85.24	521.60	9.63%	58.93 %
55°	86.35	607.95	9.76%	68.69 %
60°	82.12	690.07	9.28%	77.96 %
65°	70.80	760.87	8.00%	85.96 %
70°	54.21	815.08	6.12%	92.09 %
75°	35.40	850.48	4.00%	96.09 %
80°	20.25	870.74	2.29%	98.37 %
85°	9.90	880.64	1.12%	99.49 %
90°	4.49	885.13	0.51%	100.00 %
95°	0.00	885.13	0.00%	100.00 %
100°	0.00	885.13	0.00%	100.00 %
105°	0.00	885.13	0.00%	100.00 %
110°	0.00	885.13	0.00%	100.00 %
115°	0.00	885.13	0.00%	100.00 %
120°	0.00	885.13	0.00%	100.00 %
125°	0.00	885.13	0.00%	100.00 %
130°	0.00	885.13	0.00%	100.00 %
135°	0.00	885.13	0.00%	100.00 %
140°	0.00	885.13	0.00%	100.00 %
145°	0.00	885.13	0.00%	100.00 %
150°	0.00	885.13	0.00%	100.00 %
155°	0.00	885.13	0.00%	100.00 %
160°	0.00	885.13	0.00%	100.00 %
165°	0.00	885.13	0.00%	100.00 %
170°	0.00	885.13	0.00%	100.00 %
175°	0.00	885.13	0.00%	100.00 %
180°	0.00	885.13	0.00%	100.00 %

Luminaria

Código 05-7389-05-14

Nombre ATTIC

Ensayo

Código 05-7389-05-14

Nombre ATTIC

Flujo Luminaria	916.11 lm	Potencia luminaria	11.00 W	Eficacia	83.28 lm/W	Eficiencia	88.51%
Flujo de Lámpara	1035.00 lm	Valor Máximo	256.20 cd/klm	Posición	C=0.00 G=0.00	CG	Rotosimétrico

Utilización CIE

Montaje	Directo	Normalización										Normalizados										Raz. de Susp. 1/3			CIE Estándar		
Techo																											
K	8873	8773	8871	8771	7773	7771	7753	7553	7751	7551	7731	7331	7711	7111	5551	5531	5331	5511	5111	3331	3311	1111	0000				
0.60	197	177	158	143	168	136	100	85	80	68	42	32	15	10	64	34	30	12	10	29	10	9	0				
0.80	227	208	168	155	198	148	125	110	91	80	51	40	20	15	75	42	38	17	14	36	15	13	0				
1.00	247	230	169	159	219	152	146	130	98	88	57	47	26	20	82	49	45	22	19	42	19	17	0				
1.25	264	249	166	158	237	151	166	151	101	93	62	53	31	25	87	54	50	28	24	48	25	22	0				
1.50	276	262	162	155	250	149	183	168	103	96	66	58	37	30	90	59	55	33	29	53	29	27	0				
2.00	291	280	151	146	267	141	208	194	103	98	72	64	45	39	92	65	62	41	37	59	37	35	0				
2.50	301	291	143	139	278	135	226	214	103	98	75	69	51	45	93	69	66	47	44	63	44	41	0				
3.00	307	299	136	133	286	130	239	228	102	98	78	72	57	51	94	72	69	53	49	67	49	46	0				
4.00	317	310	128	126	297	123	259	249	101	98	82	77	64	59	94	76	74	60	57	72	57	54	0				
5.00	323	317	123	121	304	118	272	264	100	98	84	80	69	64	94	79	78	65	63	75	62	59	0				
10.00	336	333	111	110	319	108	301	296	98	97	89	87	81	78	94	86	85	78	76	82	75	72	0				
20.00	342	341	104	103	327	102	318	315	97	96	92	91	87	86	94	89	89	85	84	87	82	80	0				

Pared

K	8873	8773	8871	8771	7773	7771	7753	7553	7751	7551	7731	7331	7711	7111	5551	5531	5331	5511	5111	3331	3311	1111	0000
0.60	430	419	381	373	413	369	326	319	298	293	250	246	215	213	290	246	245	214	213	244	213	212	195
0.80	483	472	415	408	463	402	377	369	336	330	288	283	252	250	326	283	282	251	249	280	249	248	228
1.00	518	507	434	427	496	421	414	405	360	355	314	309	279	276	349	309	307	277	275	305	275	274	250
1.25	548	537	447	441	524	434	447	438	379	374	337	332	303	300	368	331	329	300	298	326	298	296	270
1.50	569	559	454	449	544	442	473	463	393	388	353	348	321	317	381	346	344	318	316	341	315	312	284
2.00	589	580	454	450	563	443	502	492	402	398	369	364	340	336	391	361	359	336	334	355	332	329	297
2.50	601	593	451	448	574	441	520	511	407	403	378	373	352	348	395	369	368	347	345	363	343	339	304
3.00	607	600	447	444	580	437	533	524	408	405	382	378	359	355	396	374	372	354	351	366	348	344	308
4.00	619	614	445	443	592	436	553	545	413	410	392	388	373	369	401	383	381	366	364	375	360	355	316
5.00	629	624	445	443	601	437	567	561	417	415	399	396	383	379	405	390	389	375	373	382	369	363	322
10.00	649	646	445	444	620	438	601	597	427	426	416	414	406	404	415	406	405	398	396	397	389	381	337
20.00	654	652	438	438	625	432	615	612	426	426	421	419	415	413	415	410	409	405	404	400	396	387	340

P.Trab.

K	8873	8773	8871	8771	7773	7771	7753	7553	7751	7551	7731	7331	7711	7111	5551	5531	5331	5511	5111	3331	3311	1111	0000
0.60	500	489	467	458	481	452	375	368	361	355	299	295	254	252	352	295	293	253	252	292	252	251	235
0.80	601	588	553	545	577	537	470	461	449	442	385	380	338	335	436	379	377	336	334	375	334	333	316
1.00	679	666	619	610	652	601	548	538	518	512	457	450	409	405	504	449	447	406	404	444	403	402	385
1.25	753	740	679	671	722	661	625	613	585	579	527	520	480	476	569	518	515	476	474	511	473	470	454
1.50	808	795	722	715	775	704	684	672	635	629	580	573	535	530	618	570	567	530	527	562	526	522	507
2.00	887	876	782	777	852	765	773	760	708	703	661	654	621	615	690	649	646	614	611	639	608	603	588
2.50	938	928	819	814	901	803	832	820	755	750	713	707	678	672	735	700	697	669	666	689	662	655	642
3.00	974	965	844	840	935	829	874	863	787	783	751	745	719	713	767	736	734	709	706	724	700	693	680
4.00	1000	1000	874	871	979	860	928	918	827	823	797	792	770	765	807	782	779	759	756	768	748	739	727
5.00	1000	1000	891	889	1000	878	963	954	851	848	826	821	803	797	830	809	807	790	787	795	778	767	756
10.00	1000	1000	927	926	1000	915	1000	1000	900	898	886	883	873	869	880	868	867	857	855	851	842	828	818
20.00	1000	1000	945	944	1000	933	1000	1000	926	925	919	917	911	909	906	899	899	893	892	882	877	861	851

LM53 SHR C0-C180: 1.400 SHR C90-C270: 1.400 SHR Superficial: 1.560

LEDS C4⁺

Luminaria

Código 05-7389-05-14
Nombre ATTIC

Ensayo

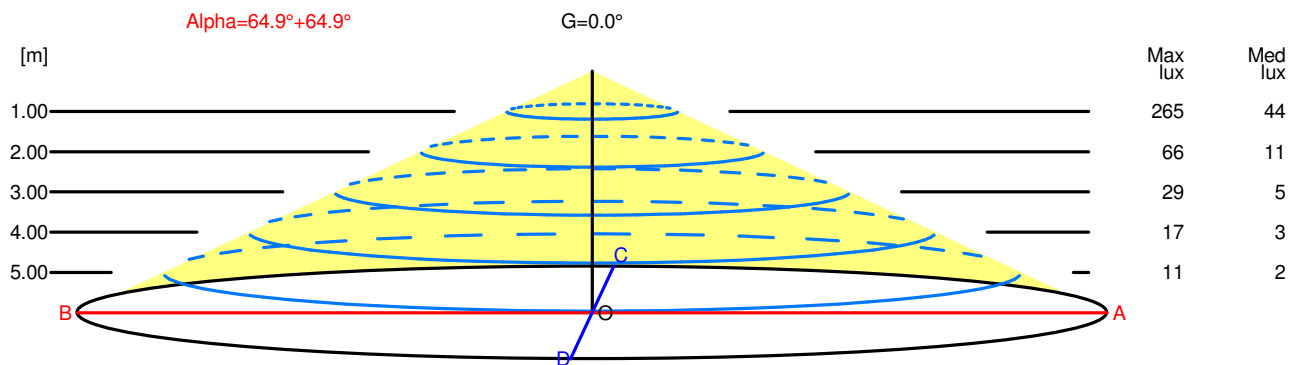
Código 05-7389-05-14
Nombre ATTIC

Flujo Luminaria	916.11 lm	Potencia luminaria	11.00 W	Eficacia	83.28 lm/W	Eficiencia	88.51%
Flujo de Lámpara	1035.00 lm	Valor Máximo	256.20 cd/klm	Posición	C=0.00 G=0.00	CG	Rotosimétrico

Apertura a 50.00 % de Max Intensidad

H[m]	1.00	2.00	3.00	4.00	5.00	H[m]	1.00	2.00	3.00	4.00	5.00
OA	2.13	4.27	6.40	8.53	10.67	OC	2.13	4.27	6.40	8.53	10.67
OB	2.13	4.27	6.40	8.53	10.67	OD	2.13	4.27	6.40	8.53	10.67

	Intensidades Luminosas [cd/klm]									
	0	5	15	25	35	45	55	65	75	85
OA	265.16	264.53	260.03	252.96	241.41	223.86	196.99	131.66	52.57	12.02
OB	265.16	264.53	260.03	252.96	241.41	223.86	196.99	131.66	52.57	12.02
OC	265.16	264.53	260.03	252.96	241.41	223.86	196.99	131.66	52.57	12.02
OD	265.16	264.53	260.03	252.96	241.41	223.86	196.99	131.66	52.57	12.02



H[m]	D[m]	Max lux	Med lux	Alpha=64.9°+64.9°	G=0.0	
1.00	4.27	265	44			
2.00	8.53	66	11			
3.00	12.80	29	5			
4.00	17.07	17	3			
5.00	21.33	11	2			

Luminaria

Código 05-7389-05-14

Nombre ATTIC

Ensayo

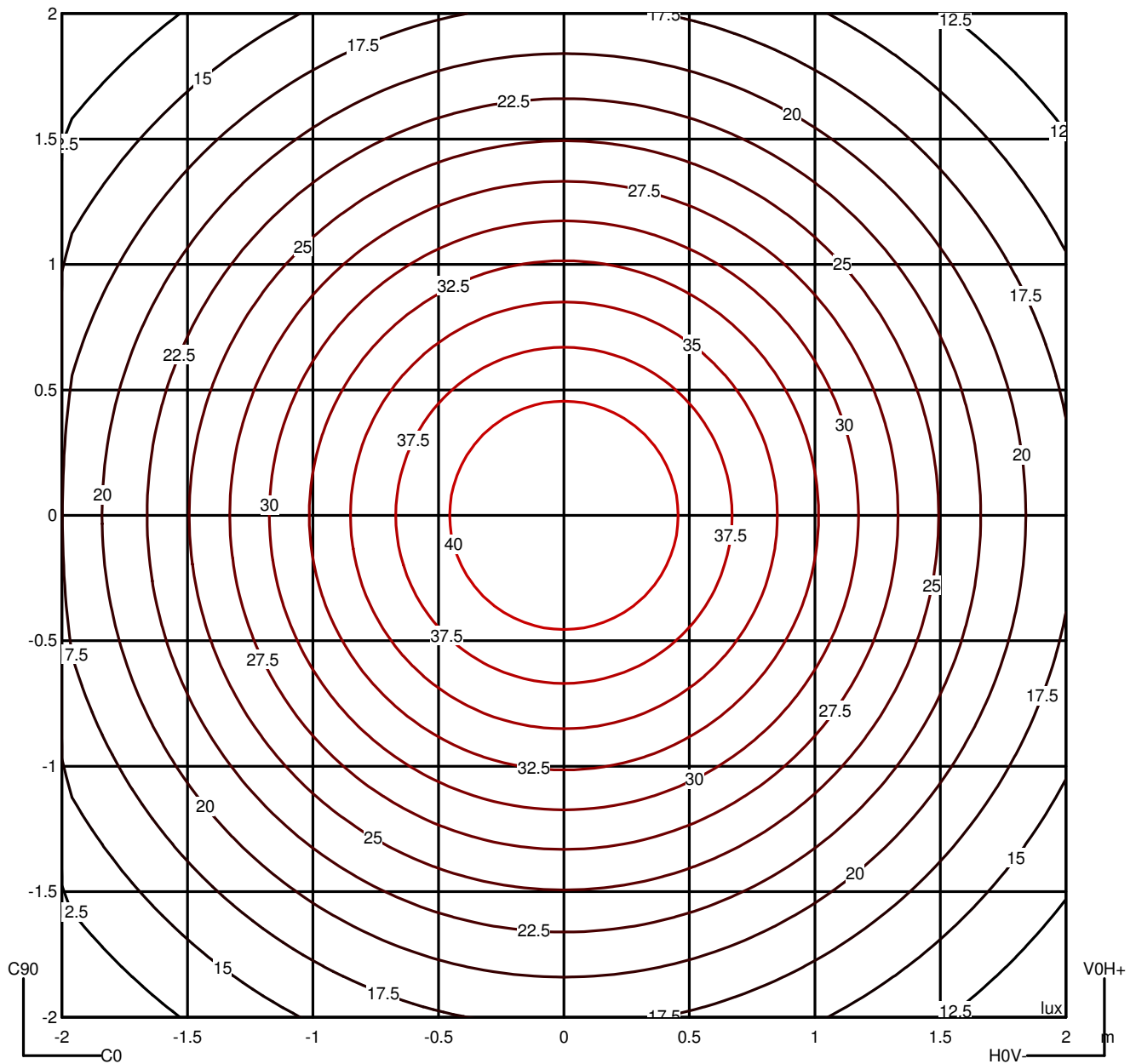
Código 05-7389-05-14

Nombre ATTIC

Flujo Luminaria	916.11 lm	Potencia luminaria	11.00 W	Eficacia	83.28 lm/W	Eficiencia	88.51%
Flujo de Lámpara	1035.00 lm	Valor Máximo	256.20 cd/klm	Posición	C=0.00 G=0.00	CG	Rotosimétrico

Isolux (Suelo)

Posición Luminaria X=0.00m Y=0.00m Z=2.50m



LEDS C4[®]

Luminaria

Código 05-7389-05-14

Nombre ATTIC

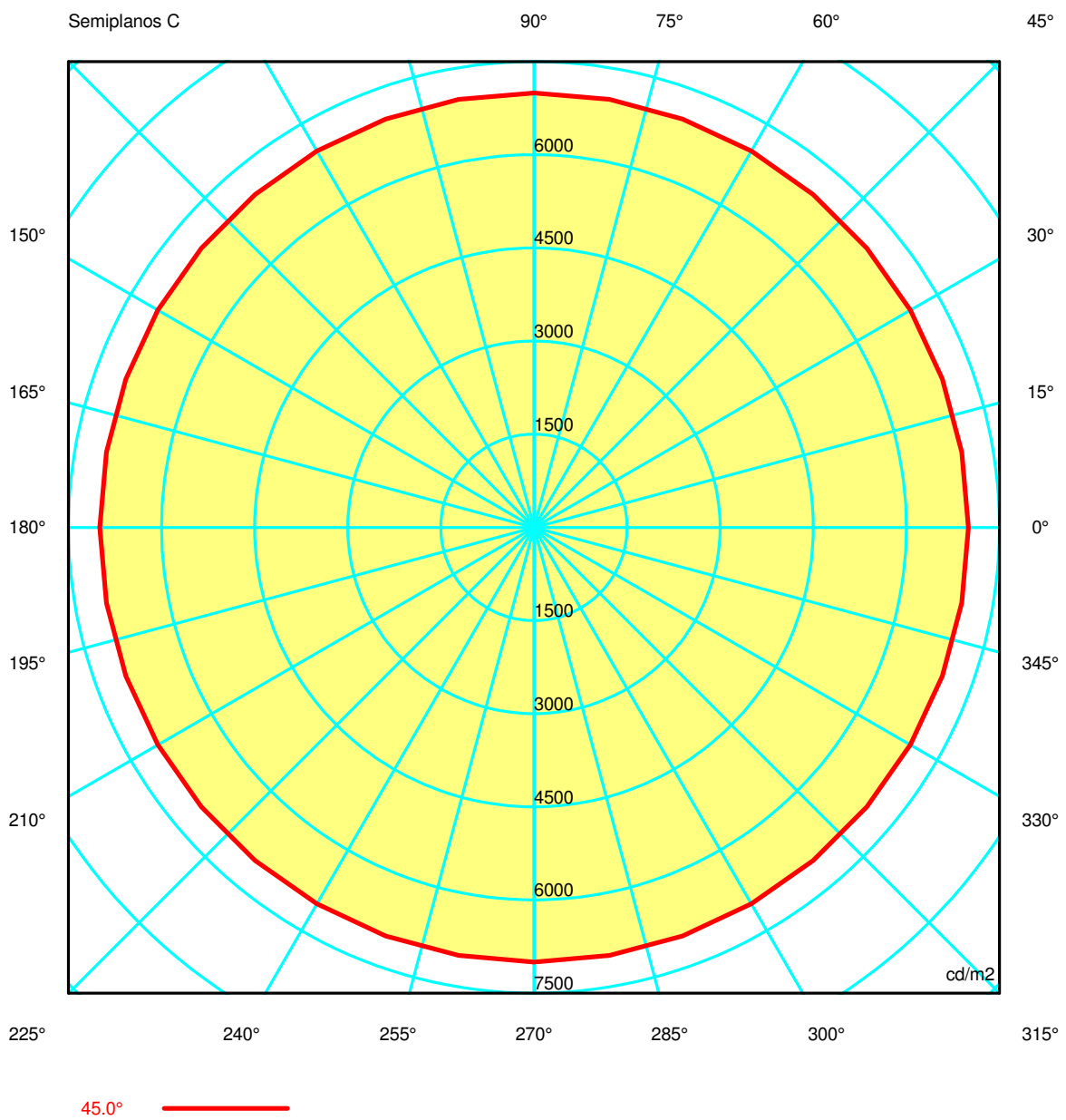
Ensayo

Código 05-7389-05-14

Nombre ATTIC

Flujo Luminaria	916.11 lm	Potencia luminaria	11.00 W	Eficacia	83.28 lm/W	Eficiencia	88.51%
Flujo de Lámpara	1035.00 lm	Valor Máximo	256.20 cd/klm	Posición	C=0.00 G=0.00	CG	Rotosimétrico

Luminancia



Luminaria

Código 05-7389-05-14

Nombre ATTIC

Ensayo

Código 05-7389-05-14

Nombre ATTIC

Flujo Luminaria	916.11 lm	Potencia luminaria	11.00 W	Eficacia	83.28 lm/W	Eficiencia	88.51%
Flujo de Lámpara	1035.00 lm	Valor Máximo	256.20 cd/klm	Posición	C=0.00 G=0.00	CG	Rotosimétrico

Luminance cd/m2 Tabla 1/3

	C 0.00	C 10.00	C 20.00	C 30.00	C 40.00	C 50.00	C 60.00	C 70.00	C 80.00	C 90.00	C 100.00	C 110.00	C 120.00
G 0.0	5861.42	5861.42	5861.42	5861.42	5861.42	5861.42	5861.42	5861.42	5861.42	5861.42	5861.42	5861.42	5861.42
G 5.0	5869.81	5869.81	5869.81	5869.81	5869.81	5869.81	5869.81	5869.81	5869.81	5869.81	5869.81	5869.81	5869.81
G 10.0	5896.45	5896.45	5896.45	5896.45	5896.45	5896.45	5896.45	5896.45	5896.45	5896.45	5896.45	5896.45	5896.45
G 15.0	5950.60	5950.60	5950.60	5950.60	5950.60	5950.60	5950.60	5950.60	5950.60	5950.60	5950.60	5950.60	5950.60
G 20.0	6043.26	6043.26	6043.26	6043.26	6043.26	6043.26	6043.26	6043.26	6043.26	6043.26	6043.26	6043.26	6043.26
G 25.0	6169.66	6169.66	6169.66	6169.66	6169.66	6169.66	6169.66	6169.66	6169.66	6169.66	6169.66	6169.66	6169.66
G 30.0	6327.50	6327.50	6327.50	6327.50	6327.50	6327.50	6327.50	6327.50	6327.50	6327.50	6327.50	6327.50	6327.50
G 35.0	6514.33	6514.33	6514.33	6514.33	6514.33	6514.33	6514.33	6514.33	6514.33	6514.33	6514.33	6514.33	6514.33
G 40.0	6735.84	6735.84	6735.84	6735.84	6735.84	6735.84	6735.84	6735.84	6735.84	6735.84	6735.84	6735.84	6735.84
G 45.0	6997.97	6997.97	6997.97	6997.97	6997.97	6997.97	6997.97	6997.97	6997.97	6997.97	6997.97	6997.97	6997.97
G 50.0	7311.31	7311.31	7311.31	7311.31	7311.31	7311.31	7311.31	7311.31	7311.31	7311.31	7311.31	7311.31	7311.31
G 55.0	7591.72	7591.72	7591.72	7591.72	7591.72	7591.72	7591.72	7591.72	7591.72	7591.72	7591.72	7591.72	7591.72
G 60.0	7472.29	7472.29	7472.29	7472.29	7472.29	7472.29	7472.29	7472.29	7472.29	7472.29	7472.29	7472.29	7472.29
G 65.0	6886.65	6886.65	6886.65	6886.65	6886.65	6886.65	6886.65	6886.65	6886.65	6886.65	6886.65	6886.65	6886.65
G 70.0	5802.00	5802.00	5802.00	5802.00	5802.00	5802.00	5802.00	5802.00	5802.00	5802.00	5802.00	5802.00	5802.00
G 75.0	4489.44	4489.44	4489.44	4489.44	4489.44	4489.44	4489.44	4489.44	4489.44	4489.44	4489.44	4489.44	4489.44
G 80.0	3490.30	3490.30	3490.30	3490.30	3490.30	3490.30	3490.30	3490.30	3490.30	3490.30	3490.30	3490.30	3490.30
G 85.0	3047.50	3047.50	3047.50	3047.50	3047.50	3047.50	3047.50	3047.50	3047.50	3047.50	3047.50	3047.50	3047.50
G 90.0	0.00	0.00	0.00	0.00	0.00	0.00	0.00	0.00	0.00	0.00	0.00	0.00	0.00

Luminaria

Código 05-7389-05-14

Nombre ATTIC

Ensayo

Código 05-7389-05-14

Nombre ATTIC

Flujo Luminaria	916.11 lm	Potencia luminaria	11.00 W	Eficacia	83.28 lm/W	Eficiencia	88.51%
Flujo de Lámpara	1035.00 lm	Valor Máximo	256.20 cd/klm	Posición	C=0.00 G=0.00	CG	Rotosimétrico

Luminance cd/m2 Tabla 2/3

	C 130.00	C 140.00	C 150.00	C 160.00	C 170.00	C 180.00	C 190.00	C 200.00	C 210.00	C 220.00	C 230.00	C 240.00	C 250.00
G 0.0	5861.42	5861.42	5861.42	5861.42	5861.42	5861.42	5861.42	5861.42	5861.42	5861.42	5861.42	5861.42	5861.42
G 5.0	5869.81	5869.81	5869.81	5869.81	5869.81	5869.81	5869.81	5869.81	5869.81	5869.81	5869.81	5869.81	5869.81
G 10.0	5896.45	5896.45	5896.45	5896.45	5896.45	5896.45	5896.45	5896.45	5896.45	5896.45	5896.45	5896.45	5896.45
G 15.0	5950.60	5950.60	5950.60	5950.60	5950.60	5950.60	5950.60	5950.60	5950.60	5950.60	5950.60	5950.60	5950.60
G 20.0	6043.26	6043.26	6043.26	6043.26	6043.26	6043.26	6043.26	6043.26	6043.26	6043.26	6043.26	6043.26	6043.26
G 25.0	6169.66	6169.66	6169.66	6169.66	6169.66	6169.66	6169.66	6169.66	6169.66	6169.66	6169.66	6169.66	6169.66
G 30.0	6327.50	6327.50	6327.50	6327.50	6327.50	6327.50	6327.50	6327.50	6327.50	6327.50	6327.50	6327.50	6327.50
G 35.0	6514.33	6514.33	6514.33	6514.33	6514.33	6514.33	6514.33	6514.33	6514.33	6514.33	6514.33	6514.33	6514.33
G 40.0	6735.84	6735.84	6735.84	6735.84	6735.84	6735.84	6735.84	6735.84	6735.84	6735.84	6735.84	6735.84	6735.84
G 45.0	6997.97	6997.97	6997.97	6997.97	6997.97	6997.97	6997.97	6997.97	6997.97	6997.97	6997.97	6997.97	6997.97
G 50.0	7311.31	7311.31	7311.31	7311.31	7311.31	7311.31	7311.31	7311.31	7311.31	7311.31	7311.31	7311.31	7311.31
G 55.0	7591.72	7591.72	7591.72	7591.72	7591.72	7591.72	7591.72	7591.72	7591.72	7591.72	7591.72	7591.72	7591.72
G 60.0	7472.29	7472.29	7472.29	7472.29	7472.29	7472.29	7472.29	7472.29	7472.29	7472.29	7472.29	7472.29	7472.29
G 65.0	6886.65	6886.65	6886.65	6886.65	6886.65	6886.65	6886.65	6886.65	6886.65	6886.65	6886.65	6886.65	6886.65
G 70.0	5802.00	5802.00	5802.00	5802.00	5802.00	5802.00	5802.00	5802.00	5802.00	5802.00	5802.00	5802.00	5802.00
G 75.0	4489.44	4489.44	4489.44	4489.44	4489.44	4489.44	4489.44	4489.44	4489.44	4489.44	4489.44	4489.44	4489.44
G 80.0	3490.30	3490.30	3490.30	3490.30	3490.30	3490.30	3490.30	3490.30	3490.30	3490.30	3490.30	3490.30	3490.30
G 85.0	3047.50	3047.50	3047.50	3047.50	3047.50	3047.50	3047.50	3047.50	3047.50	3047.50	3047.50	3047.50	3047.50
G 90.0	0.00	0.00	0.00	0.00	0.00	0.00	0.00	0.00	0.00	0.00	0.00	0.00	0.00

Luminaria

Código 05-7389-05-14

Nombre ATTIC

Ensayo

Código 05-7389-05-14

Nombre ATTIC

Flujo Luminaria	916.11 lm	Potencia luminaria	11.00 W	Eficacia	83.28 lm/W	Eficiencia	88.51%
Flujo de Lámpara	1035.00 lm	Valor Máximo	256.20 cd/klm	Posición	C=0.00 G=0.00	CG	Rotosimétrico

Luminance cd/m2 Tabla 3/3

	C 260.00	C 270.00	C 280.00	C 290.00	C 300.00	C 310.00	C 320.00	C 330.00	C 340.00	C 350.00
G 0.0	5861.42	5861.42	5861.42	5861.42	5861.42	5861.42	5861.42	5861.42	5861.42	5861.42
G 5.0	5869.81	5869.81	5869.81	5869.81	5869.81	5869.81	5869.81	5869.81	5869.81	5869.81
G 10.0	5896.45	5896.45	5896.45	5896.45	5896.45	5896.45	5896.45	5896.45	5896.45	5896.45
G 15.0	5950.60	5950.60	5950.60	5950.60	5950.60	5950.60	5950.60	5950.60	5950.60	5950.60
G 20.0	6043.26	6043.26	6043.26	6043.26	6043.26	6043.26	6043.26	6043.26	6043.26	6043.26
G 25.0	6169.66	6169.66	6169.66	6169.66	6169.66	6169.66	6169.66	6169.66	6169.66	6169.66
G 30.0	6327.50	6327.50	6327.50	6327.50	6327.50	6327.50	6327.50	6327.50	6327.50	6327.50
G 35.0	6514.33	6514.33	6514.33	6514.33	6514.33	6514.33	6514.33	6514.33	6514.33	6514.33
G 40.0	6735.84	6735.84	6735.84	6735.84	6735.84	6735.84	6735.84	6735.84	6735.84	6735.84
G 45.0	6997.97	6997.97	6997.97	6997.97	6997.97	6997.97	6997.97	6997.97	6997.97	6997.97
G 50.0	7311.31	7311.31	7311.31	7311.31	7311.31	7311.31	7311.31	7311.31	7311.31	7311.31
G 55.0	7591.72	7591.72	7591.72	7591.72	7591.72	7591.72	7591.72	7591.72	7591.72	7591.72
G 60.0	7472.29	7472.29	7472.29	7472.29	7472.29	7472.29	7472.29	7472.29	7472.29	7472.29
G 65.0	6886.65	6886.65	6886.65	6886.65	6886.65	6886.65	6886.65	6886.65	6886.65	6886.65
G 70.0	5802.00	5802.00	5802.00	5802.00	5802.00	5802.00	5802.00	5802.00	5802.00	5802.00
G 75.0	4489.44	4489.44	4489.44	4489.44	4489.44	4489.44	4489.44	4489.44	4489.44	4489.44
G 80.0	3490.30	3490.30	3490.30	3490.30	3490.30	3490.30	3490.30	3490.30	3490.30	3490.30
G 85.0	3047.50	3047.50	3047.50	3047.50	3047.50	3047.50	3047.50	3047.50	3047.50	3047.50
G 90.0	0.00	0.00	0.00	0.00	0.00	0.00	0.00	0.00	0.00	0.00