

# Fabbian

50 via Santa Brigida  
31020 Castelminio di Resana  
Treviso, Italy Tel +39 0423 4848 fax +39 423 484395  
fabbian@fabbian.com www.fabbian.com

## CUBETTO D28B03-B53

### I

**ATTENZIONE: LA SICUREZZA DELL'APPARECCHIO È GARANTITA SOLO CON L'USO APPROPRIATO DELLE SEGUENTI ISTRUZIONI. CONSERVARLE CON CURA.**  
**AVVERTENZE**

Prima di eseguire qualsiasi tipo di operazione togliere la tensione in rete.

Fare attenzione a non superare il Max di watt indicati per l'apparecchio.

L'apparecchio non può essere usato in ambienti umidi o all'esterno.

Mai coprire l'apparecchio durante il funzionamento.

Se il cavo flessibile esterno di questo apparecchio viene danneggiato, deve essere sostituito dal costruttore o dal suo servizio di assistenza, o da personale qualificato.


Per la pulizia dei vetri si raccomanda di non usare mai abrasivi o solventi.


L'apparecchio deve essere equipaggiato con lampade autoprotette che non necessitano di schermo di protezione.

Potenza massima della lampada. 1x 75W

Attacco lampada. GU10

Tipo lampada. GU10 

Apparecchio classe II 

Distanza minima da oggetti illuminati 0,5m. 

Classe di protezione. IP20 

### GB

**ATTENTION: THE SAFETY OF THE APPLIANCE IS GUARANTEED ONLY IF IT IS PROPERLY USED, ACCORDING TO THE FOLLOWING INSTRUCTIONS, WHICH ARE TO BE KEPT.**  
**WARNING**

Always disconnect the power supply before installing or performing any maintenance operations.

Make attention of not exceeding the maximum watt indicated on the appliance.

The appliance may not be used in humid or external environments.

Never cover the appliance while in function.


If the external flexible cable or cord of this luminaire is damaged, it shall be exclusively replaced by the manufacturer or his service agent or a similar qualified person in order to avoid a hazard.


For cleaning the glass do not use any abrasive or solvent materials.

The symbol mains the use of self-protection lamps which don't need of any protection screen.


Capacity of bulb. 1x 75W

Type of lampholder. GU10

Type of bulb. GU10 

Appliance in class II 

Minimum distance from lighted objects 0,5m. 

Protection class IP20 

### D

**ACHTUNG: DIE SICHERHEIT DIESER BELEUCHTUNGSKÖRPERS WIRD NUR DURCH DIE KORREKTE ANWENDUNG DER NACHSTEHENDEN ANWEISUNGEN GEWÄHRLEISTET. DIESE ÜSSEN DAHER SORGFÄLIG AUFBEWAHRT WERDEN!**  
**WICHTIGE HINWEISE**

Bevor irgendwelche Arbeitsgänge ausgeführt werden, muß die Stromversorgung

unterbrochen werden.  
Der Beleuchtungskörper darf nicht in feuchten Räumen bzw. im Freien eingesetzt werden.

Den Beleuchtungskörper während dem Betrieb nicht abdecken.

Achten Sie darauf, daß die auf dem Beleuchtungskörper angegebene maximale Wattzahl nicht überschritten wird.


If the external flexible cable or cord of this luminaire is damaged, it shall be exclusively replaced by the manufacturer or his service agent or a similar qualified person in order to avoid a hazard.

Zur Reinigung der Gläser dürfen keine Scheuer- bzw. Lösungsmittel verwendet werden.

The symbol mains the use of self-protection lamps which don't need of any protection screen.

Leistung der Gluehbirne. 1x 75W

Anschluss. GU10

Typ der Gluehbirne. GU10 

Gerät der Klasse II 

Minimum distance from lighted objects 0,5m. 

Schutzklasse IP20 

### RU

**ВНИМАНИЕ: БЕЗОПАСНОСТЬ ОСВЕТИТЕЛЬНОГО ПРИБОРА ГАРАНТИРОВАНА ТОЛЬКО ПРИ УСЛОВИИ ЕГО ЭКСПЛУАТАЦИИ В СООТВЕТСТВИИ С ПРИВЕДЕННЫМИ НИЖЕ ИНСТРУКЦИЯМИ, КОТОРЫЕ НЕОБХОДИМО СОХРАНИТЬ.**  
**ВНИМАНИЕ:**

Не превышать максимально допустимую мощность, указанную для данного осветительного прибора.

Перед выполнением любой операции с осветительным прибором отключить напряжение в сети.

Никогда не накрывать осветительный прибор в рабочем режиме.

Осветительный прибор не может быть использован во влажных помещениях или на улице.

If the external flexible cable or cord of this luminaire is damaged, it shall be exclusively replaced by the manufacturer or his service agent or a similar qualified person in order to avoid a hazard.

For cleaning the glass do not use any abrasive or solvent materials.


The symbol mains the use of self-protection lamps which don't need of any protection screen.

Максимальная мощность лампочки. 1x 75W

Тип цоколя лампочки. GU10

Тип лампочки. GU10 

Осветительный прибор КЛАССА II 

Minimum distance from lighted objects 0,5m. 

Класс защиты IP20 

### F

**ATTENTION: LA SECURITE DE CET APPAREIL N'EST GARANTIE QUE SI L'ON RESPECTE LES INSTRUCTIONS SUIVANTES. IL EST, PAR CONSEQUENT, INDISPENSABLE DE LES CONSERVER SOIGNEUSEMENT.**  
**AVERTISSEMENTS**

Avant d'effectuer toute opération, débrancher la tension de réseau.

Veiller à ne pas dépasser la limite maximale des watts indiquée sur l'appareil.

Cet appareil ne peut pas être utilisé dans des pièces humides ni à l'extérieur.

Ne jamais couvrir l'appareil pendant son fonctionnement.

If the external flexible cable or cord of this luminaire is damaged, it shall be exclusively replaced by the manufacturer or his service agent or a similar qualified person in order to avoid a hazard.


Ne jamais utiliser des abrasifs ou des solvants pour le nettoyage des parties en verre.

The symbol mains the use of self-protection lamps which don't need of any protection screen.

Puissance ampoule. 1x 75W

Culot. GU10

Type ampoule. GU10 

Appareil de classe II 

Minimum distance from lighted objects 0,5m. 

Classe de protection. IP20 

### P

**ATENÇÃO: A SEGURANÇA DO APARELHO É GARANTIDA SOMENTE SE FOREM RESPEITADAS AS INSTRUÇÕES. PORTANTO, É NECESSÁRIO CONSERVÁ-LAS.**  
**ADVERTÊNCIAS**

Antes de fazer qualquer tipo de operação, desligar a corrente eléctrica da rede.

Prestar atenção para não superar o número de watts indicados para o aparelho.

O aparelho não pode ser utilizado em ambientes húmidos ou no

Nunca cobrir o aparelho durante o funcionamento.


If the external flexible cable or cord of this luminaire is damaged, it shall be exclusively replaced by the manufacturer or his service agent or a similar qualified person in order to avoid a hazard.


For cleaning the glass do not use any abrasive or solvent materials.

The symbol mains the use of self-protection lamps which don't need of any protection screen.

Potência máxima da lâmpada. 1x 75W

Tipo de suporte da lâmpada. GU10

Tipo de lâmpada. GU10 

Aparelho de CLASSE II 

Minimum distance from lighted objects 0,5m. 

Classe de protecção. IP20 

### E

**ATENCIÓN: LA SEGURIDAD DEL APARATO ESTÁ GARANTIZADA SÓLO POR UN USO ADECUADO DE LAS SIGUIENTES INSTRUCCIONES; POR CONSIGUIENTE, ES PRECISO CONSERVARLAS.**  
**ADVERTENCIAS**

Antes de llevar a cabo cualquier tipo de operación, desconectar la tensión de la red.

Prestar atención a no superar el máximo de los vatios indicados en el aparato.

El aparato no podrá utilizarse en ambientes húmedos ni en exteriores.

No cubrir jamás el aparato durante el funcionamiento.

If the external flexible cable or cord of this luminaire is damaged, it shall be exclusively replaced by the manufacturer or his service agent or a similar qualified person in order to avoid a hazard.

For cleaning the glass do not use any abrasive or solvent materials.

The symbol mains the use of self-protection lamps which don't need of any protection screen.


Potencia máxima de la bombilla. 1x 75W

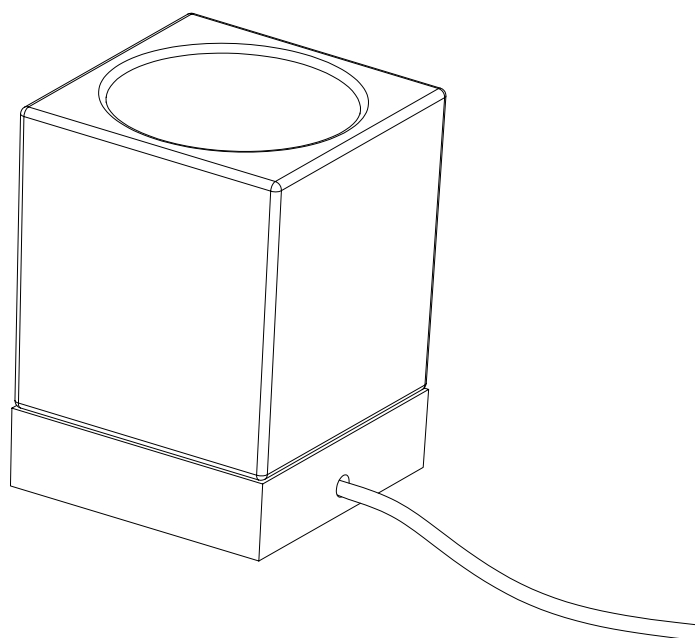
Casquillo de la bombilla. GU10

Tipo de bombilla. GU10 

Aparato CLASE II 

Minimum distance from lighted objects 0,5m. 

Clase de protección. IP20 



**ATTENTION:**

- Con vetro NERO usare solamente lampadina con attacco GU10
- BLACK glass use only lamp GU10
- Verre NOIR à utiliser seulement avec lampe GU10
- SCHWARZES Glas benutzbar nur mit der GU10 leuchte