

## Luminaire

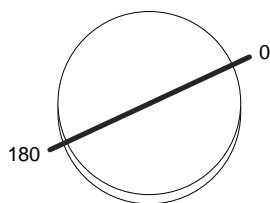
Code A044850  
Name TOLOMEO LED PINZA

## Measurerm.

Code FTS1501981  
Name TOLOMEO LED PINZA

Luminaire Flux	480.00 lm	Luminaire Power	10.00 W	Efficacy	48.00 lm/W	Efficiency	100.00%
Lamps Flux	480.00 lm	Maximum value	657.02 cd/klm	Position	C=0.00 G=0.00	CG	Rotosymmetrical
Round Luminaire		Diam.	145 mm	Height	85 mm		
Round Luminous Area		Diam.	140 mm	Height	0 mm		
Horizontal Luminous Area		0.015394 m2		Emitting area on Plane 180°		0.000000 m2	
Emitting area on Plane 0°		0.000000 m2		Emitting area on Plane 270°		0.000000 m2	
Emitting area on Plane 90°		0.000000 m2		Glare area at 76°		0.003724 m2	
Coordinate system		CG		Symmetry Type		Rotosymmetrical	
Date		02-03-2015		Maximum Gamma Angle		180	
Measurement Distance		0.00		Measurement Flux		480.00 lm	
3000K - I <sub>max</sub> =655 cd/klm -LED Flux=630 lm - LED Power=8.9 W - Eff=76% - EfcLED=71 lm/W - EfcLum=48 lm/W Ra=80 min -SDCM=3- Life=L70(8K)>48400 ore							
C.I.E.	72 97 100 100 100			D DIN 5040	A60		
F UTE	1.00 B			B NBN	BZ 2		

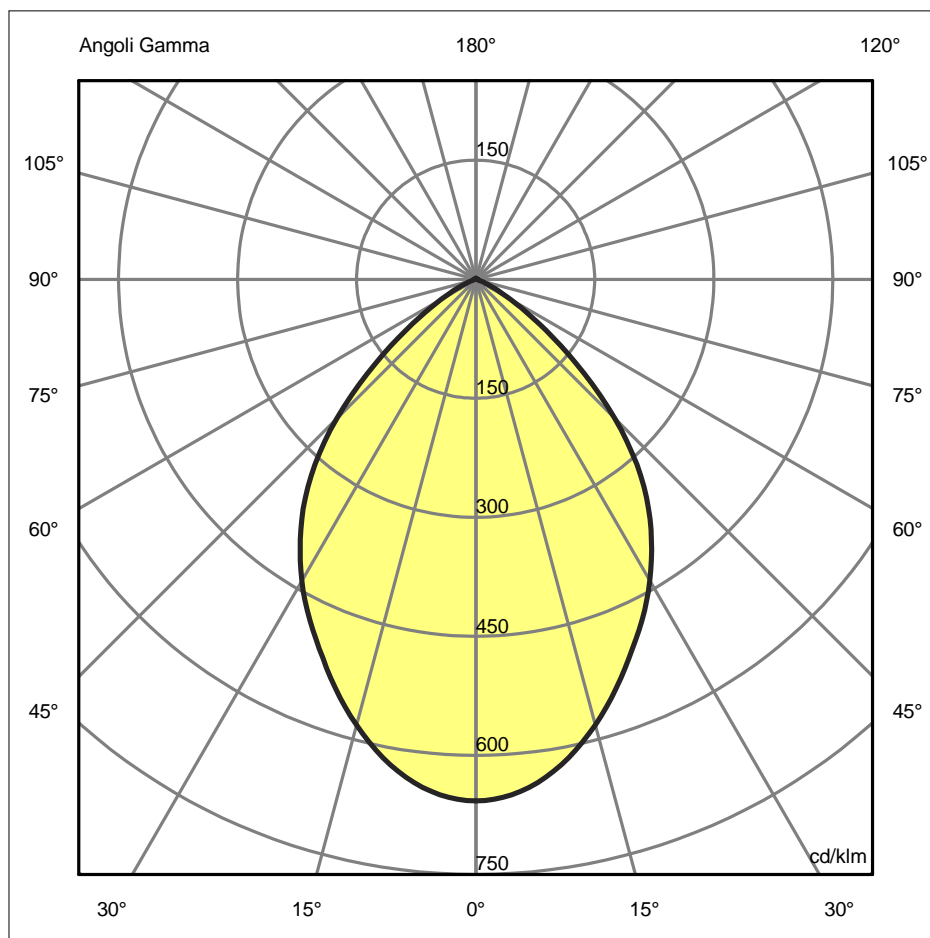
Diam=145mm



Semipiani C

180.0 ——— 0.0

ULOR 0.17 %  
DLOR 99.83 %  
RN 0.17 %



## Luminaire

Code A044850  
Name TOLOMEO LED PINZA

## Measurerm.

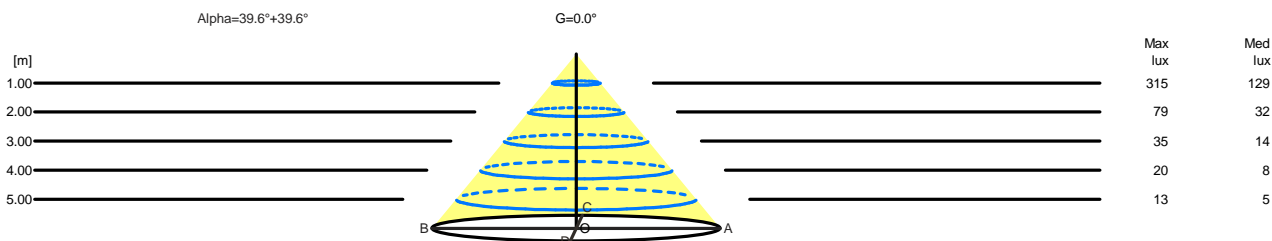
Code FTS1501981  
Name TOLOMEO LED PINZA

Luminaire Flux	480.00 lm	Luminaire Power	10.00 W	Efficacy	48.00 lm/W	Efficiency	100.00%
Lamps Flux	480.00 lm	Maximum value	657.02 cd/klm	Position	C=0.00 G=0.00	CG	Rotosymmetrical
Round Luminaire		Diam.	145 mm	Height	85 mm		
Round Luminous Area		Diam.	140 mm	Height	0 mm		
Horizontal Luminous Area		0.015394 m2		Emitting area on Plane 180°		0.000000 m2	
Emitting area on Plane 0°		0.000000 m2		Emitting area on Plane 270°		0.000000 m2	
Emitting area on Plane 90°		0.000000 m2		Glare area at 76°		0.003724 m2	
Coordinate system		CG		Symmetry Type		Rotosymmetrical	
Date		02-03-2015		Maximum Gamma Angle		180	
Measurement Distance		0.00		Measurement Flux		480.00 lm	
3000K - I <sub>max</sub> =655 cd/klm -LED Flux=630 lm - LED Power=8.9 W - Eff=76% - EfcLED=71 lm/W - EfcLum=48 lm/W Ra=80 min -SDCM=3- Life=L70(8K)>48400 ore							
C.I.E.	72 97 100 100 100			D DIN 5040	A60		
F UTE	1.00 B			B NBN	BZ 2		

### Width at 50.00 % of Max Intensity

H[m]	1.00	2.00	3.00	4.00	5.00	H[m]	1.00	2.00	3.00	4.00	5.00
OA	0.83	1.65	2.48	3.31	4.14	OC	0.83	1.65	2.48	3.31	4.14
OB	0.83	1.65	2.48	3.31	4.14	OD	0.83	1.65	2.48	3.31	4.14

	Luminous Intensities [ cd/klm]									
	0	5	15	25	35	45	55	65	75	85
OA	315.37	310.87	279.04	233.63	184.60	118.70	46.70	10.99	2.11	1.16
OB	315.37	310.87	279.04	233.63	184.60	118.70	46.70	10.99	2.11	1.16
OC	315.37	310.87	279.04	233.63	184.60	118.70	46.70	10.99	2.11	1.16
OD	315.37	310.87	279.04	233.63	184.60	118.70	46.70	10.99	2.11	1.16



H[m]	D[m]	Max lux	Med lux	Alpha=39.6°+39.6°	G=0.0
1.00	1.65	315	129		
2.00	3.31	79	32		
3.00	4.96	35	14		
4.00	6.62	20	8		
5.00	8.27	13	5		