

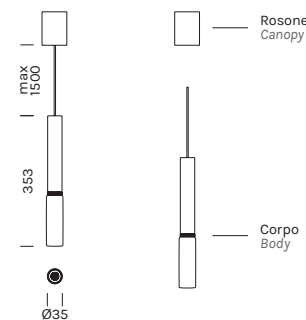
SOSPENSIONE / SUSPENSION

BEAM STICK GLASS H200



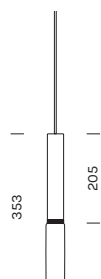
Alluminio e vetro
Fascio di luce verso il basso
Colore cavo: nero

Aluminum and glass
 Light beam: downward-projected
 Cable color: black



Corpo / Body

	M 2700°K	W 3000°K	N 4000°K
4642			
Potenza/ Power	1x 5,4W	1x 5,4W	1x 5,4W
Lumen	1x 534 lm	1x 557 lm	1x 627 lm
CRI	97	97	97
Alimentazione/ Supply	150mA	150mA	150mA



Articolo Item	Temperatura Temperature	°Ottica °Optic	Finitura Finish
4642	M	15	-BO
	W		-NO
	N		-BV
			-OR
			-RR
			-TI

Rosone / Canopy



Rosone 24Vdc necessita alimentatore remoto 24Vdc
 Canopy 24Vdc requires 24Vdc remote driver

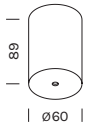
Articolo Item	Finitura Finish
RS01/35	-BO
	-NO
	-BV
	-OR
	-RR
	-TI



Rosone ON - OFF 220-240Vac
 alimentatore incluso - non dimmerabile
 Canopy ON-OFF 220-240Vac driver
 included - not dimmable





RS02

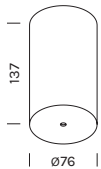
- BO 
- NO 
- BV 
- OR 
- RR 
- TI 



Rosone per dimmerazioni 220-240Vac
 alimentatore incluso
 Canopy for dimmable version
 220-240Vac driver included


RS04/35/PUSH
RS04/35/1-10
RS04/35/DALI

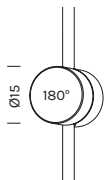
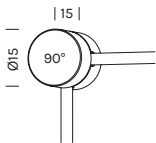
- BO 
- NO 
- BV 
- OR 
- RR 
- TI 



Passacavi / Cable entry

Articolo Item	Finitura Finish
------------------	--------------------

- BEAM-KIT01** 
- BEAM-KIT02**



BEAM KIT 01

BEAM KIT 02

Il codice prodotto si compone mettendo uno dopo l'altro, da sinistra a destra, i dati nelle colonne gialle, es: 1111M12-AA
 The product code is created by putting in sequence the data under the yellow columns from left to right, e.g:1111M12-AA

Alimentatori 24Vdc in tensione in remoto / Remote constant voltage drivers 24Vdc

Articolo Item	Potenza Power	Dimensioni Dimensions	N° art. alimentabili N° of items powerable
1A0150	30W	160x58x18	1-3
1A0151	50W	160x58x18	1-5
1A0152	75W	160x58x18	1-7
1A0145	100W	190x52x37	1-10
1A0153	150W	240x60x49	1-15

Centraline dimmerabili in remoto / Remote dimmable controllers

Articolo Item	Potenza Power	Dimensioni Dimensions
1A0837	120W MAX	132x22x19
1A0838	240W MAX	156x47x26
1A0172	240W MAX	57x43x19