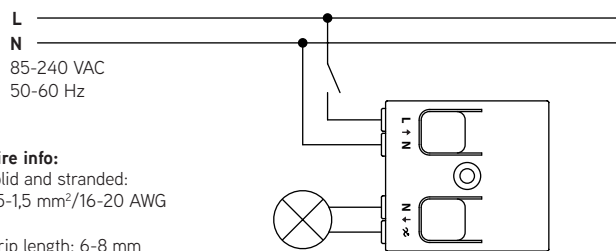
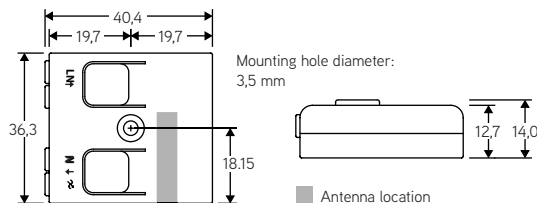


CBU-TED

Bluetooth controllable dimmer

**Warning!**

Hazardous voltages. Risk of electric shock or fire. Only qualified professionals should make the connections. Disconnect the mains power supply and verify its absence prior to installation.

**Wiring diagram****Dimensions****Load suitability**

Type of load	Max. load
Incandescent and high voltage halogens (R)	150 VA
High quality dimmable LED bulbs (C) ¹⁾	150 VA
High quality dimmable CFL bulbs (C) ¹⁾	150 VA
Trailing edge dimmable LED drivers (C) ¹⁾	150 VA
Low voltage halogens with electronic transformers (C) ¹⁾	150 VA
High voltage AC LED modules (R) ²⁾	150 VA
Luminescent lamps, non-dimmable LED and CFL bulbs (C)	Not allowed
Wire wound transformers, electric motors and other inductive loads (I)	Not allowed

Never connect inductive loads, such as iron core transformers. This could cause permanent damage to the dimmer. Do not mix different types of loads.

¹⁾ Dimming quality depends solely on the load electronics. Do not mix different types of bulbs or loads.

²⁾ Some LED modules may flicker at low dimming levels.

Description

CBU-TED is a Bluetooth controllable, Casambi enabled trailing-edge dimmer for operation of incandescent lamps, dimmable LED lamps and dimmable LED control gear. It can be installed behind a traditional wall switch, inside a luminaire or into a ceiling outlet box. Maximum allowable ambient temperature must be observed.

CBU-TED is able to control up to 150 VA at 230 VAC. It features an overcurrent and over temperature protection.

CBU-TED can be controlled with Casambi app, available for iOS and Android devices, as well as with traditional wall switches. The Casambi app can be downloaded free of charge from Apple App Store and Google Play Store.

Different Casambi enabled products can be used as a simple one luminaire direct control to a complete and full featured light control system where up to 127 units form automatically an intelligent mesh network.

Installation

Make sure that the mains voltage is switched off when making any connections. Use 0,5-1,5 mm² solid or stranded conductor electrical wires. Strip the wire 6-8 mm from the end.

Press the buttons on top of the dimmer case and insert the wires to the corresponding holes. Make sure to connect the input and output correctly. Input connector is marked with letters L and N, while the output connector is marked with letter N and a symbol with a wave and an arrow (⚡).

If you install the dimmer into a heat sensitive environment (i.e. inside a luminaire or in a ceiling outlet box above a luminaire), make sure that the ambient temperature does not exceed the specified maximum value. Using the dimmer in a heat sensitive environment may limit the maximum output power.

WARNING!

Using CBU-TED with maximum load can make it operate very hot. Make sure to place the product in a well-ventilated space and away from any flammable materials.

Range

Casambi uses mesh network technology so each CBU-TED acts also as a repeater. Longer ranges can be achieved by using multiple Casambi units.

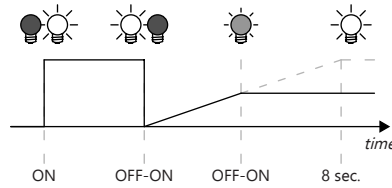
¹⁾ Range is highly dependent on the surrounding and obstacles, such as walls and building materials.



Compatible devices:
iPhone 4S or later
iPad 3 or later
iPod Touch 5th gen or later
Android 4.4 KitKat or later devices
produced after 2013 with full BT 4.0 support

Dimming without app

- Turn lights on from a wall switch.
- Quickly flick the wall switch off (max. 1 sec.) and back on. The light level starts to increase gradually.
- Flick the switch again at desired dim level. The selected level is saved automatically.
- If the second flick is not done within 8 sec. the light intensity reaches its maximum level.
- Flicking the switch can also be used to switch between predefined scenes.

**Technical data**

Input	
Voltage range:	85-240 VAC
Frequency:	50-60 Hz
Max. mains current:	0,65 A
No-load standby power:	< 0,3 W

Output	
Dimming method:	trailing-edge phase control
Max. output power:	150 VA @ 230 VAC 75 VA @ 120 VAC
Max. output current:	0,65 A
Min. load requirement:	1 W
Max. inrush current:	10 A, 100 ms

Radio transceiver	
Operating frequencies:	2,4...2,483 Ghz
Maximum output power:	+4 dBm

Operating conditions	
Ambient temperature, ta:	-20...+45°C
Max. case temperature, tc:	+75°C
Location of tc point:	bottom side, underneath output connector

Storage temperature:	-25...+75°C
Max. relative humidity:	0...80%, non-cond.

Connectors	
Wire range, solid & stranded:	0,5-1,5 mm ² 16-20 AWG
Wire strip length:	6-8 mm

Mechanical data	
Dimensions:	40,4 x 36,3 x 14,0 mm
Weight:	15 g
Degree of protection:	IP20 (indoor use only)

Disposal Instructions

In line with EU Directive 2002/96/EC for waste electrical and electronic equipment (WEEE), this electrical product must not be disposed of as unsorted municipal waste.

Please dispose of this product by returning it to the point of sale or to your local municipal collection point for recycling.

CASAMBI

Lighting control
for the Modern World

Casambi Technologies Oy
Bertel Jungin aukio 1 E, 02600 Espoo, Finland