

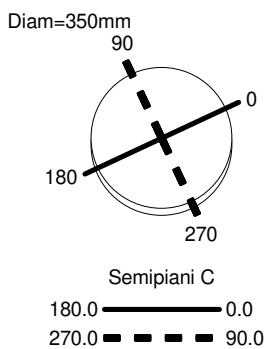
Luminaire

Code DX0060F10
Name ITKA 35 F

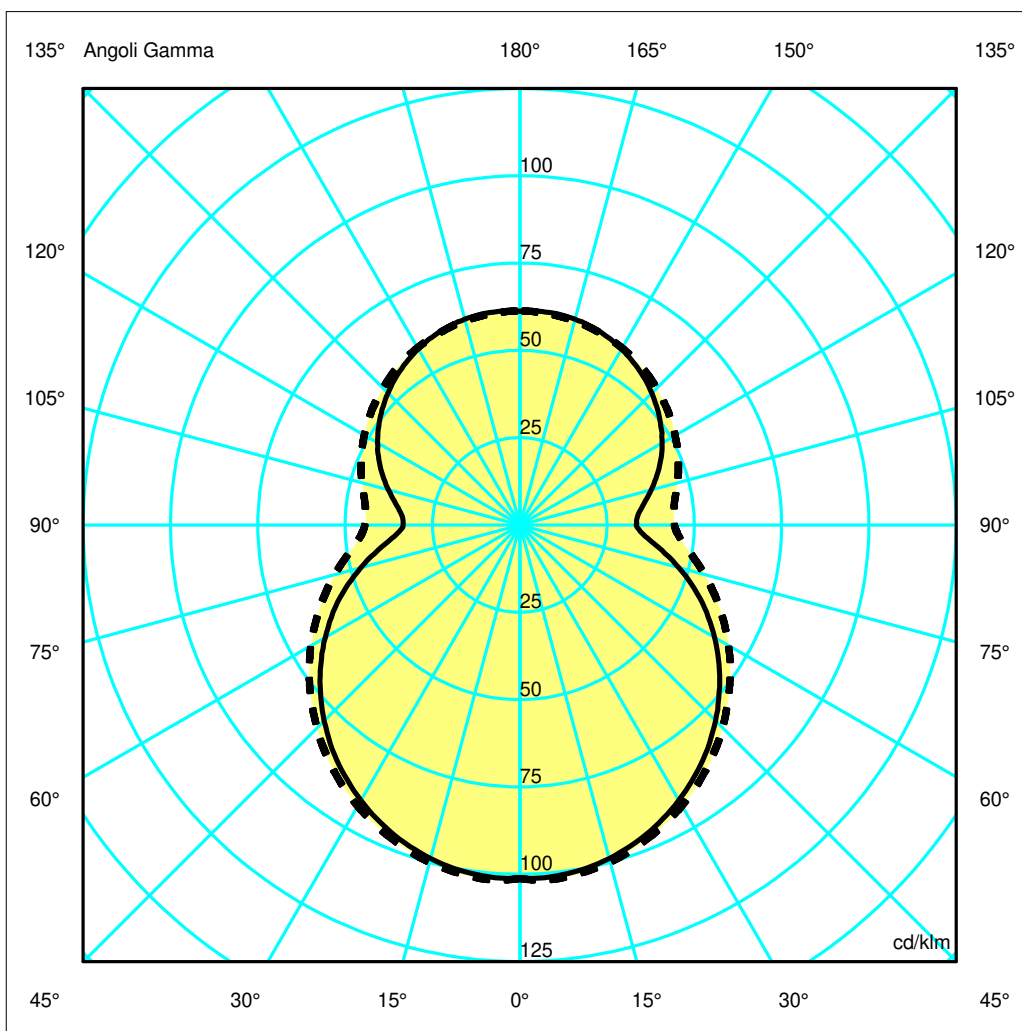
Measurem.

Code FTS1603786
Name ITKA 35 F

Luminaire Flux	1292.29 lm	Luminaire Power	30.00 W	Efficacy	43.08 lm/W	Efficiency	74.27%
Lamps Flux	1740.00 lm	Maximum value	102.01 cd/klm	Position	C=50.00 G=6.00	CG	Asymmetrical
Round Luminaire Round Luminous Area		Diam. Diam.	350 mm 350 mm	Height Height	125 mm 125 mm		
Horizontal Luminous Area Emitting area on Plane 0° Emitting area on Plane 90°		0.096211 m2 0.043750 m2 0.043750 m2		Emitting area on Plane 180° Emitting area on Plane 270° Glare area at 76°		0.043750 m2 0.043750 m2 0.065726 m2	
Coordinate system Date Measurement Distance		CG 02-02-2016 0.00		Symmetry Type Maximum Gamma Angle Measurement Flux		Asymmetrical 180 1740.00 lm	
FBT-10/827-220/240-E14							
C.I.E. F UTE	34 62 84 58 74 0.43 H + 0.31 T			D DIN 5040 B NBN	C21 BZ 6		



ULOR 31.36 %
DLOR 42.91 %
RN 42.23 %



Luminaire

Code DX0060F10

Name ITKA 35 F

Measurerm.

Code FTS1603786

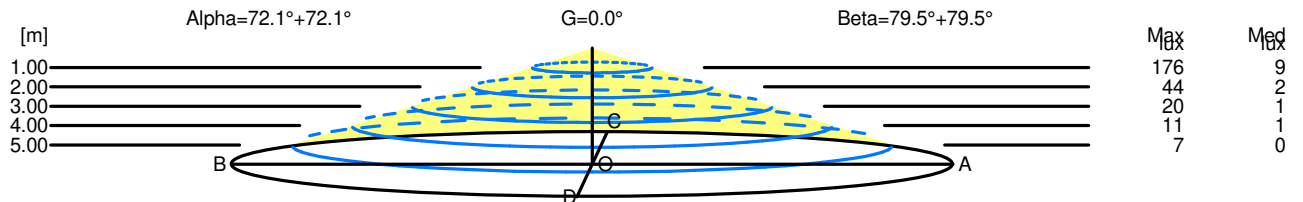
Name ITKA 35 F

Luminaire Flux	1292.29 lm	Luminaire Power	30.00 W	Efficacy	43.08 lm/W	Efficiency	74.27%
Lamps Flux	1740.00 lm	Maximum value	102.01 cd/klm	Position	C=50.00 G=6.00	CG	Asymmetrical
Round Luminaire		Diam.	350 mm	Height	125 mm		
Round Luminous Area		Diam.	350 mm	Height	125 mm		
Horizontal Luminous Area		0.096211 m ²		Emitting area on Plane 180°		0.043750 m ²	
Emitting area on Plane 0°		0.043750 m ²		Emitting area on Plane 270°		0.043750 m ²	
Emitting area on Plane 90°		0.043750 m ²		Glare area at 76°		0.065726 m ²	
Coordinate system		CG		Symmetry Type		Asymmetrical	
Date		02-02-2016		Maximum Gamma Angle		180	
Measurement Distance		0.00		Measurement Flux		1740.00 lm	
FBT-10/827-220/240-E14							
C.I.E.	34 62 84 58 74			D DIN 5040		C21	
F UTE	0.43 H + 0.31 T			B NBN		BZ 6	

Width at 50.00 % of Max Intensity

H[m]	1.00	2.00	3.00	4.00	5.00	H[m]	1.00	2.00	3.00	4.00	5.00
OA	3.10	6.21	9.31	12.41	15.52	OC	5.38	10.75	16.13	21.51	26.89
OB	3.10	6.21	9.31	12.41	15.52	OD	5.38	10.75	16.13	21.51	26.89

	Luminous Intensities [cd/klm]									
	0	5	15	25	35	45	55	65	75	85
OA	176.18	175.90	171.97	163.74	152.28	137.96	121.13	102.67	82.02	62.65
OB	176.18	175.90	171.97	163.74	152.28	137.96	121.13	102.67	82.02	62.65
OC	176.18	177.37	173.88	166.39	156.06	142.92	128.04	111.92	95.31	80.43
OD	176.18	177.37	173.88	166.39	156.06	142.92	128.04	111.92	95.31	80.43



H[m]	D[m]	Max lux	Med lux	Alpha=72.1°+72.1°	G=0.0
1.00	6.21	176	9		
2.00	12.41	44	2		
3.00	18.62	20	1		
4.00	24.83	11	1		
5.00	31.04	7	0		

H[m]	D[m]	Max lux	Med lux	Beta=79.5°+79.5°	G=0.0
1.00	10.75	176	9		
2.00	21.51	44	2		
3.00	32.26	20	1		
4.00	43.02	11	1		
5.00	53.77	7	0		