

BI27A



→ I-28

ZI27A



→ I-4,5,6-13,17-20,21-28

- (D)** Elektrische Anschlüsse dürfen nur vom Elektrofachmann ausgeführt werden.
- (GB)** Electrical connections may be carried out by professional electricians only.
- (F)** Les raccordements électriques doivent être effectués uniquement par un électricien qualifié.
- (I)** L'apparecchio d'illuminazione è sicuro solo se installato da personale qualificato.
- (PL)** Podłączenia elektryczne mogą zostać wykonywane tylko przez elektryków.
- (ES)** La instalación debe realizarse por personal cualificado.
- (RU)** электрические соединения могут осуществляться только профессиональным электриком.



Reinigung der Leuchtenteile nur mit trockenem weichem Tuch.

Mit geeigneten Leuchtmitteln kann die Leuchte mit Universaldimmern (*) gedimmt werden.

Cleaning of luminaire parts only with dry and soft cloth.

With suitable bulbs dimming of brightness of the luminaire is possible with an universal dimmer (*).

Nettoyage des parties de la lampe avec un chiffon sec et doux.

Avec des ampoules appropriées la variation de luminosité de la luminaire est possible avec un variateur universel (*).

Pulizia di parti di apparecchi solo con un panno asciutto e morbido.

Con lampadine adatti la lampada può essere regolata con un dimmer universali (*).

Czyszczenie tylko suchą miękką ściereką.

Przy odpowiednich żarówek lampy można ściemniać uniwersalnymi ściemniaczami.

Dzięki odpowiednim żarówkom ściemnianie jasności oprawy jest możliwe z ściemniacz uniwersalny (*).


Limpeza de las piezas de luminarias con un paño seco y suave.

Con bombillas de la lámpara adecuados se puede regular con reguladores universales (*).

Очистка светильников частей только сухой и мягкой тканью.

С помощью соответствующих ламп лампа может быть затемнена с универсальными диммерами (*).


(*) = www.vadsbo.de




1



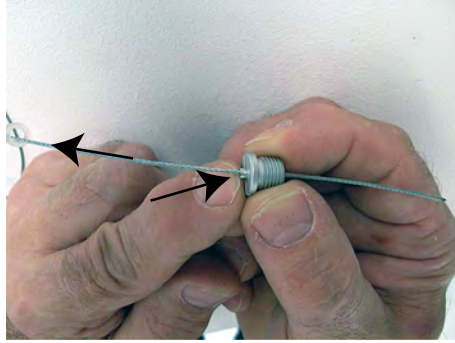
2




3



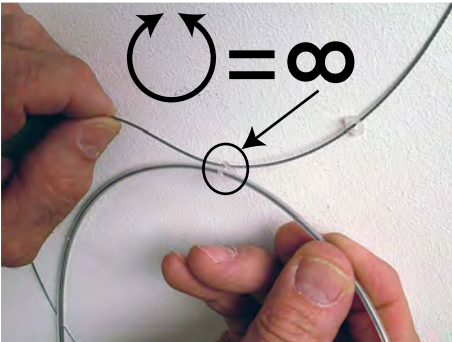
4



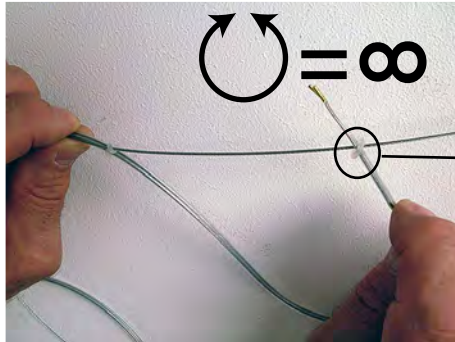
5



6



7



8




8.1


= ∞



9



?



10




11




12




13




14




15 $\varnothing 1 \text{ mm} ???$




16 $\varnothing 1 \text{ mm} ???$




17




18




19



20




21 $\oplus \rightarrow \leftarrow \oplus$



22



23



24



25 $N \rightarrow \leftarrow N$



26

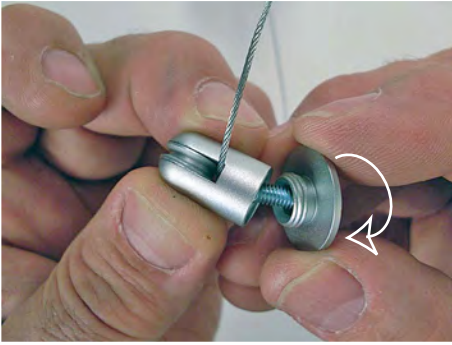


27



28






5




17.1




17.2




18




19




20




20.1



20.2



20.3



20.5