

IT

1 - Seguire attentamente le Istruzioni di montaggio e d'uso per garantire un funzionamento corretto e sicuro dell'apparecchio.

2 - Conservare le Istruzioni per future necessita. Per eventuali problemi contattare il rivenditore.

3 - Il prodotto non deve essere modificato. Qualsiasi modifica annulla le approvazioni di sicurezza e può rendere pericoloso l'apparecchio.

4 - Rotalliana declina ogni responsabilità per danni causati a cose o a persone da un non corretto uso dell'apparecchio.

5 - Fare riferimento al sito web www.rotalliana.it per le Istruzioni di sostituzione degli alimentatori, delle sorgenti luminose e disassemblaggio a fine vita del prodotto.

6 - Questo prodotto contiene una sorgente luminosa di classe energetica D.

EN

1 - Follow carefully the assembly and use instructions to guarantee a correct and safe function of the luminaire.

2 - Keep the instructions for future needs. For any problems, get in touch with your supplier.

3 - The product must not be modified. Any change will nullify the safety guarantees and may make the luminaire dangerous.

4 - Rotalliana declines all responsibility for damage caused to things or persons by any improper use of the luminaire.

5 - Refer to the website www.rotalliana.it for instruction on how to replace the power packs, the light sources, and on how to disassemble the product at the end of its lifecycle.

6 - This product contains an energy class D light source.

FR

1 - Suivre soigneusement les instructions de montage et utilisation pour garantir un correct et sur fonctionnement de l'appareil.

2 - Garder les instructions pour des futures necessites. Pour tous problemes, contacter le revendeur.

3 - Le produit ne doit pas etre modifie. Toute modification annule les approbations de securite et pt rendre dangereux l'appareil.

4 - Rotalliana declina toute responsabilite pour les degats causes choses ou personnes this une incorrecte utilisation de l'appareil.

5 - Reportez-vous au site la toile www.rotalliana.it pour les Instructions de substitution des alimentateurs, des sources lumineuses et pour le demontage du produit en fin de vie.

6 - Ce produit contient une source lumineuse de classe energetique D.

DE

1 - Bitte lesen Si e die Montage-und Gebrauchsanleitungen aufmerksam, um eine richtige und gefahrlose Arbeitsweise der Leuchte zu gewährleisten.

2 - Bewahren Si e die Anweisungen für zukünftige Notfälle auf.

3 - Das Produkt darf nicht verändert werden. Jede Änderung annulliert die Stcherheitsbestimmungen und könnte zu einer Gefährdung durch die Leuchte führen.

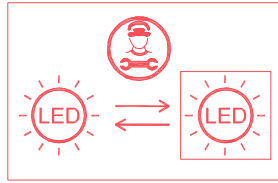
4 - Rotalliana ist nicht für Schäden verantwortlich, die durch Dritte bei unsachgemäßen Anwendung der Leuchte verursacht werden.

5 - Für die anleitungen bezüglich des austausches der netzteile und der lichtquellen demontage am ende der lebensdauer des produkts konsultieren sie bitte die website www.rotalliana.it.

6 - Dieses produkt enthält eine lichtquelle der energiekategorie D.

Rotalliana srl
via Trento 115 - 117
38017 Mezzolombardo
Trento, Italia

T. +39 0461 602376
info@rotalliana.it
rotalliana.it

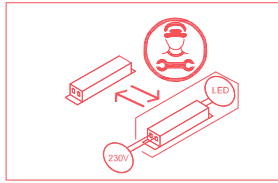


IT - LED sostituibile solo da personale specializzato.

EN - Replaceable (LED only) light source by a professional.

DE - Durch einem Fachmann austauschbare Lichtquelle (nur LED).

FR - Source de lumière remplaçable (LED) par un professionnel.



IT - Driver sostituibile solo da personale specializzato.

EN - Replaceable control gear by a professional.

DE - Durch einen Fachmann austauschbares Vorschaltgerät.

FR - Équipement de contrôle remplaçable par un professionnel.

A Brand of Mezzalra Investment Group
www.mig.it

Drink F1 LED 2020 design: Dante Donegani & Giovanni Lauda

Made in Italy

IT

EN


FR

DE

UE



Drink	cod: F1 LED 2020
Light Source	MID POWER LED
Power	36 Watt
Kelvin	2.700
Dimmer	push button
Lumen	4.000
CRI	90



IP 20 LED METHOD X

METODO X: Il cavo di alimentazione può essere facilmente sostituito dall'utente. Per il tipo di cavo rivolgersi al costruttore o al centro assistenza.

METHOD X: The supply cable can be replaced easily by the user. For the type of cable please contact the supplier or the service centre.

METHOD X: The LED module contained in this luminaire shall only be replaced by the manufacturer. In this luminaire please contact your supplier.

METHOD X: The LED module contained in this luminaire shall only be replaced by the manufacturer. In this luminaire please contact your supplier.

METHOD X: The LED module contained in this luminaire shall only be replaced by the manufacturer. In this luminaire please contact your supplier.

METHOD X: The LED module contained in this luminaire shall only be replaced by the manufacturer. In this luminaire please contact your supplier.

METHOD X: The LED module contained in this luminaire shall only be replaced by the manufacturer. In this luminaire please contact your supplier.

METHOD X: The LED module contained in this luminaire shall only be replaced by the manufacturer. In this luminaire please contact your supplier.

METHOD X: The LED module contained in this luminaire shall only be replaced by the manufacturer. In this luminaire please contact your supplier.

METHOD X: The LED module contained in this luminaire shall only be replaced by the manufacturer. In this luminaire please contact your supplier.

IP 20 LED METHOD X

METHOD X: The LED module contained in this luminaire shall only be replaced by the manufacturer. In this luminaire please contact your supplier.

METHOD X: The LED module contained in this luminaire shall only be replaced by the manufacturer. In this luminaire please contact your supplier.

METHOD X: The LED module contained in this luminaire shall only be replaced by the manufacturer. In this luminaire please contact your supplier.

METHOD X: The LED module contained in this luminaire shall only be replaced by the manufacturer. In this luminaire please contact your supplier.

METHOD X: The LED module contained in this luminaire shall only be replaced by the manufacturer. In this luminaire please contact your supplier.

METHOD X: The LED module contained in this luminaire shall only be replaced by the manufacturer. In this luminaire please contact your supplier.

METHOD X: The LED module contained in this luminaire shall only be replaced by the manufacturer. In this luminaire please contact your supplier.

METHOD X: The LED module contained in this luminaire shall only be replaced by the manufacturer. In this luminaire please contact your supplier.

METHOD X: The LED module contained in this luminaire shall only be replaced by the manufacturer. In this luminaire please contact your supplier.

METHOD X: The LED module contained in this luminaire shall only be replaced by the manufacturer. In this luminaire please contact your supplier.

IP 20 LED METHOD X

METHOD X: The LED module contained in this luminaire shall only be replaced by the manufacturer. In this luminaire please contact your supplier.

METHOD X: The LED module contained in this luminaire shall only be replaced by the manufacturer. In this luminaire please contact your supplier.

METHOD X: The LED module contained in this luminaire shall only be replaced by the manufacturer. In this luminaire please contact your supplier.

METHOD X: The LED module contained in this luminaire shall only be replaced by the manufacturer. In this luminaire please contact your supplier.

METHOD X: The LED module contained in this luminaire shall only be replaced by the manufacturer. In this luminaire please contact your supplier.

METHOD X: The LED module contained in this luminaire shall only be replaced by the manufacturer. In this luminaire please contact your supplier.

METHOD X: The LED module contained in this luminaire shall only be replaced by the manufacturer. In this luminaire please contact your supplier.

METHOD X: The LED module contained in this luminaire shall only be replaced by the manufacturer. In this luminaire please contact your supplier.

METHOD X: The LED module contained in this luminaire shall only be replaced by the manufacturer. In this luminaire please contact your supplier.

METHOD X: The LED module contained in this luminaire shall only be replaced by the manufacturer. In this luminaire please contact your supplier.

IP 20 LED METHOD X

METHOD X: The LED module contained in this luminaire shall only be replaced by the manufacturer. In this luminaire please contact your supplier.

METHOD X: The LED module contained in this luminaire shall only be replaced by the manufacturer. In this luminaire please contact your supplier.

METHOD X: The LED module contained in this luminaire shall only be replaced by the manufacturer. In this luminaire please contact your supplier.

METHOD X: The LED module contained in this luminaire shall only be replaced by the manufacturer. In this luminaire please contact your supplier.

METHOD X: The LED module contained in this luminaire shall only be replaced by the manufacturer. In this luminaire please contact your supplier.

METHOD X: The LED module contained in this luminaire shall only be replaced by the manufacturer. In this luminaire please contact your supplier.

METHOD X: The LED module contained in this luminaire shall only be replaced by the manufacturer. In this luminaire please contact your supplier.

METHOD X: The LED module contained in this luminaire shall only be replaced by the manufacturer. In this luminaire please contact your supplier.

METHOD X: The LED module contained in this luminaire shall only be replaced by the manufacturer. In this luminaire please contact your supplier.

METHOD X: The LED module contained in this luminaire shall only be replaced by the manufacturer. In this luminaire please contact your supplier.

IT

UE

Istruzioni di montaggio e uso

EN

UE

Assembly and operating instructions

FR

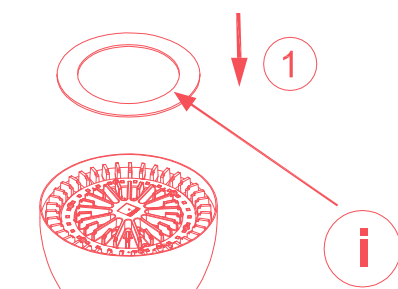
UE

Manuel de montage et mode d'emploi

DE

UE

Montageanleitung und Gebrauchsanweisung

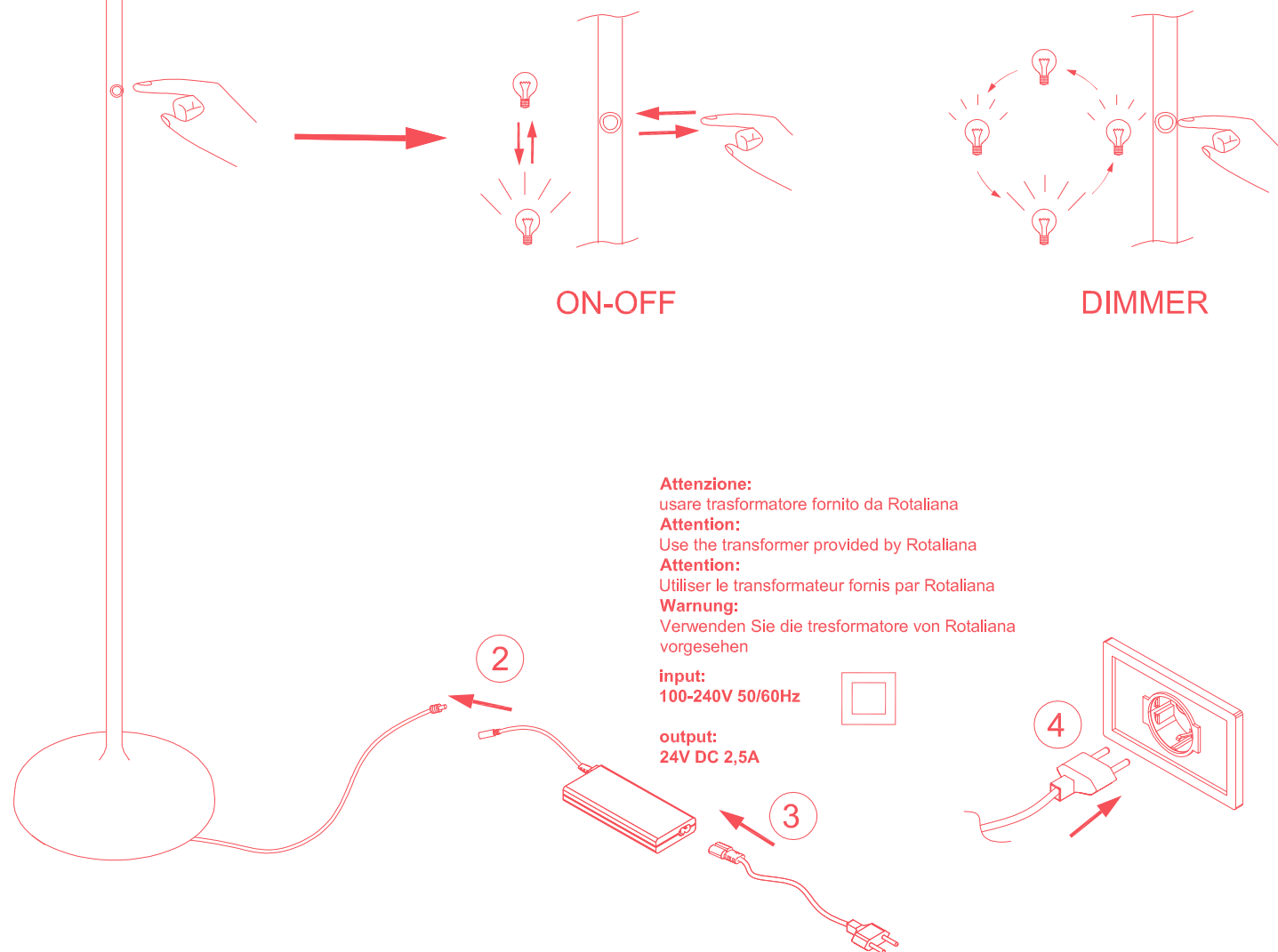


IT - Prima di installare la lampada rimuovere la pellicola protettiva.

EN - Before installing the lamp, remove the protective film..

DE- Schutzolie vor der Installation entfernen.

FR - Avant d'installer la lampe retirer le film protecteur.



Attenzione:

usare trasformatore fornito da Rotalliana

Attention:

Use the transformer provided by Rotalliana

Attention:

Utiliser le transformateur fournis par Rotalliana

Warnung:

Verwenden Sie die tresformatore von Rotalliana vorgesehen

input:
100-240V 50/60Hz

output:
24V DC 2,5A

IT **Uso della lampada mediante presa comandata da interruttore o altro sistema.**

Grazie all'utilizzo di un microprocessore dotato di memoria permanente è possibile accendere e spegnere la lampada anche attraverso una presa di corrente comandata da uno o più interruttori a muro.

Nel caso di spegnimento della lampada con l'interruttore a muro, si potrà riaccenderla solo con lo stesso interruttore a muro.

Nel caso di spegnimento della lampada con il pulsante, si potrà riaccenderla solo con lo stesso pulsante.

FR **Utilisation de la lampe au moyen d'une prise commandée par un interrupteur ou autre.**

En utilisant un microprocesseur muni d'une mémoire permanente, il est possible également d'allumer et d'éteindre la lampe au moyen d'une prise de courant commandée par un interrupteur placé au mur. Si l'on éteint la lampe sur le mur, au moyen de l'interrupteur, on ne pourra la rallumer que de la même façon, tandis que si l'on éteint la lampe en effleurant la bague métallique, on ne pourra la rallumer qu'en utilisant de nouveau la bague.

EN **Use of the luminaire by switch-activated plug or other system.**

Thanks to the use of permanent memory microprocessor, it is possible to turn the lamp on and off by any wall switch, including 2 GANG switching.

If you switch the lamp off by a wall plug, you will put the light on again only by means of the wall plug itself.

If you switch the lamp off by the push-button, you will put the light on again only by means of the push-button itself.

DE **Verwendung der Lampe mittels Steckdose durch Schalter oder anderes System bedient.**

Dank der Verwendung eines Mikroprozessors, ausgestattet mit Permanentspeicher, ist es möglich die Lampe auch mittels einer Steckdose zu benutzen, die von einem oder mehreren Wandschaltern bedient wird. Sollte die Lampe durch den Wandschalter ausgeschaltet werden, sollten Sie sie nachher nur durch denselben Wandschalter wieder einschalten.

Sollte die Lampe durch den Druckknopf ausgeschaltet werden, sollten Sie sie nachher nur durch denselben Druckknopf wieder einschalten.