

stellar grape pendant

by Sebastian Herkner
PENDANT LAMPS



Raised up above the clouds on a simple black powder coated steel base, the stellar pendant lamp will shine across your interior universe. A grouping of star-like spheres mixes frosted acetate illumination with a textured ripple. These handblown glass spheres offer the perfect mix of elegance and mystery for the rest of your interior to orbit.

PRODUCT CHARACTERISTICS

Each piece is created from hand-blown glass with a frosted acetate finish to one side. Bubbles, streaks and other variations in size and colour are part of production processes, and not defects in the design or production. The stand and base are produced from powder coated steel.

www.pulpoproducts.com

[instagram.com/pulpoproducts](https://www.instagram.com/pulpoproducts)

pulpo GmbH

Registered office: Mühlenrain 38, 79576 Weil am Rhein, Germany
Register court: Amtsgericht Freiburg, HRB 713940
Managing Director: Patrick L'hoste, Ursula L'hoste


info@pulpoproducts.com
+49 7621 168 01 03
www.pulpoproducts.com

© pulpo GmbH 2021
All intellectual property, such as trademarks, copyrights and patents are reserved. Nothing contained in this brochure may be reproduced without written permission. pulpo accepts no responsibility for typographical errors in prices, text and measurements.

pulpo

stellar grape lighting
pendant

by Sebastian Herkner



instructions & data sheet

stellar grape small FLOOR LAMP

BASE

steel, powder coated

SHADE

handblown glass, coloured

CABLE

textile, 4000 mm, with foot switch/dimmer and Euro-plug

WEIGHT

31 kg

DIMENSIONS

Ø 610 × 680 H (height can be customised)

LIGHT SOURCE

Bulb: LED filament dimmable
Bulb fitting: E27
Dimensions (mm): Ø 45 × 75 H
Power consumption: 4 Watt
Voltage (V): 220-240; 50/60 Hz
Lifetime: 30 000 h
Radiation angle: 360°
Colour temperature: 2700 K
Lumen: 330 lm
Finish: warm white
ES: A++

stellar grape big PENDANT LAMP

BASE

steel, powder coated

SHADE

handblown glass, coloured

CABLE

textile, 4000 mm, with foot switch/dimmer and Euro-plug

WEIGHT

33 kg

DIMENSIONS

Ø 610 × 1580 H (height can be customised)

LIGHT SOURCE

Bulb: LED filament dimmable
Bulb fitting: E27
Dimensions (mm): Ø 45 × 75 H
Power consumption: 4 Watt
Voltage (V): 220–240; 50/60 Hz
Lifetime: 30 000 h
Radiation angle: 360°
Colour temperature: 2700 K
Lumen: 400 lm
Finish: warm white
ES: A++

CARE INSTRUCTIONS

Regular cleaning and maintenance is important in order to keep your pulpo product looking its best and to prolong its life.

Always remove any kind of dirt as soon as possible. We recommend that you first test a small, invisible area to ensure that no colour change or damage arises to the product. Do not use materials for maintenance that contain abrasive agents or are basic, acid or organic.

METAL CLEANING [steel powder coated]

For dust and light cleaning of the base, use a soft and dry cloth. For the best maintenance of the product, care for it regularly, protect it against direct sunlight and heat, and try to keep it away from moisture, grease, and other dirt. Furthermore, protect the surfaces against sharp objects and other that might scratch.

GLASS CLEANING

For dust and light cleaning of glass, use a soft and dry cloth. For further cleaning, gently wipe the surface with a soft cloth wrung in clean water and mild, non-abrasive commercial glass cleaner. Dry immediately afterwards with a soft, dry and clean cloth. For the best maintenance of the product, care for it regularly and try to keep it away from grease and other dirt. Furthermore, protect the surfaces against sharp objects and other materials that might cause any scratches. Please note that each glass is unique. Bubbles and streaks, as well as minor variations in colour and size, are characteristic of handmade glass and are not flaws of design or manufacture.

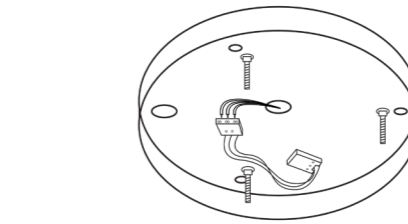
IMPORTANT NOTICE

The lamp should only be connected or repaired under the supervision of a qualified electrician. Please observe all local regulations. For interior use only to avoid short-circuit. Before changing the light bulb, turn off and unplug the lamp, and allow the bulb to cool down. Defective parts maybe replaced only with authorized parts. Damaged external wiring may be replaced only with special wiring or wiring available only from the manufacturer.

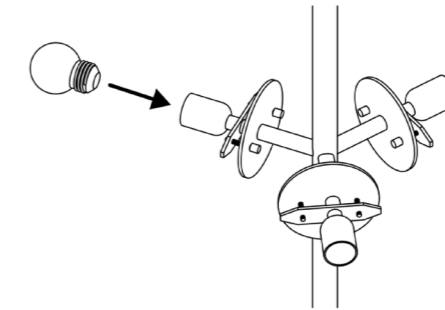
INSTALLATION OF THE LIGHT

1. Attach and screw the hanging system on the desired position on the ceiling, connect the electricity wires to the plug in connectors.
2. Connect the base to the hanging system and screw the capsules until they are fixed.
3. Screw the bulbs into light fixtures.
3. Place the shades over the bulbs and screw them into their places.

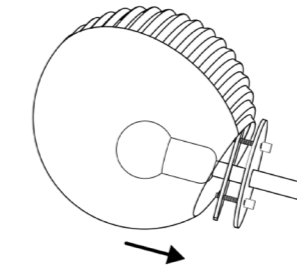
CE (European Union) **pulpo** GmbH hereby states that this pulpo product conforms to all European Directives and Standards, including 2006/95/EC. The Declaration of Conformity is available from pulpo upon request. WEEE-Rg.Nr. DE 25847841



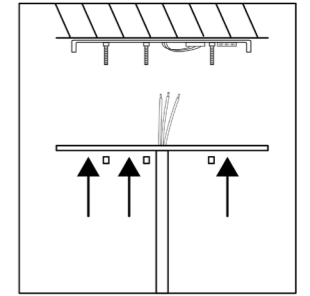
1



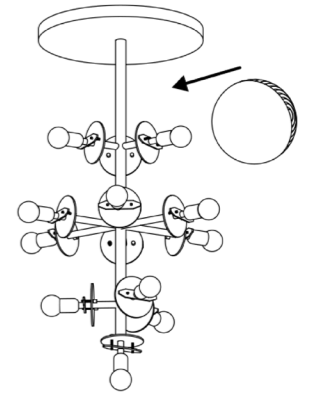
3



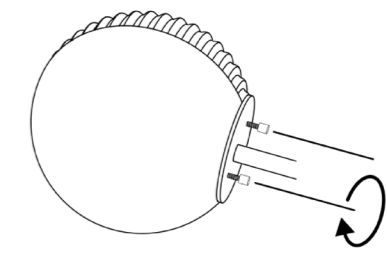
5



2



4



6

