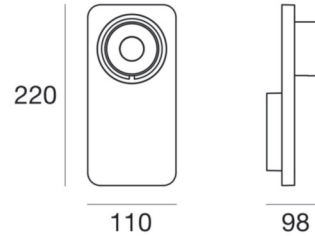
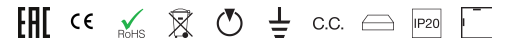




Deckenleuchten | 220-240 V
1 arrayLED 11 W DC - 11 W AC | CRI 80
8462



Technische Daten	
Typ	Oberfläche
Installationsposition	Wand - Decke
Installationsumgebung	Indoor
Lichtquelle	LED
Optik	Flood
Light emission direction	downward
Lampenleistung	11 W
Lichtstrom (Lichtquelle)	1162 lm
Frequency	60 - 50 Hz
Ähnlichste Farbtemperatur / Tone	3000 K
Farbwiedergabeindex	80 Ra
Gleichstrom/Gleichspannung	AC
Isolierklasse	1
IP	IP20
IP optisches System	IP40
Glühdrahtprüfung	850°
Direkte Montage auf normal entflammaren Oberflächen	Ja
CE	Ja
Einschließlich Driver	Driver
Leuchte dimmbar	Phase cut
Schwenkbarkeit	Orientabile
Gesamtwinkel (vertikale Ebene)	90 °
Gesamtwinkel (horizontale Ebene)	350 °
Drehbarkeit	Nein
Begehbarkeit	Nein
Überrollbarkeit	Nein
Einschließlich Kabel	Nein
Harzbeschichtung	Nein
Typ Lichtabstrahlung	Einflammig
Nettogewicht	0.600 Kg
Schutz vor elektrostatischen Entladungen	Nein
Schutz vor Stoßspannungen	Nein

Oberfläche Gehäuse	
Material	Aluminium
Bearbeitungstyp	Lackierung

Oberfläche Diffusor	
Material	PC
Farbe	transparent

Oberfläche Fassung	
Material	Aluminium
Bearbeitungstyp	Lackierung

Deckenleuchten | 220-240 V | 1 arrayLED 11 W DC - 11 W AC | CRI 80
8462

Single emission ceiling lights for indoor application. The warm white LED light source with a flood light distribution is composed of 1 topped LEDs with CCT of 3000 K and a CRI 80; the source luminous flux is 1162 lm, with a 105.6 lm/W nominal luminous efficacy.

The device body is made of aluminium, processed by means of coating; the diffuser is made of PC; the mounting frame is made of aluminium, processed by means of coating. The ingress protection degree is IP20; the total weight is of 0.600 kg.

The total absorbed power is 11 W.

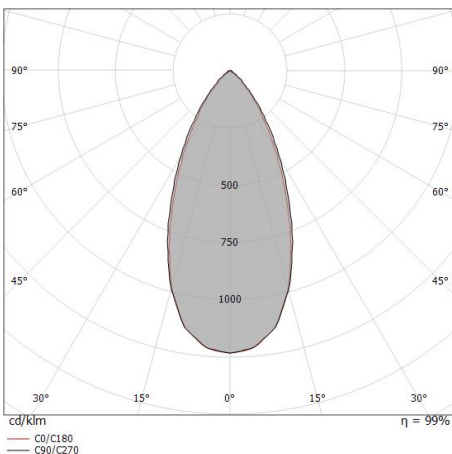
The device features protection class I and can be wall lights or ceiling-mounted.

Compliant with the EN 60598-1 standard and its specific provisions.

Illuminotechnical Eigenschaften	
Light Output Ratio (LOR)	70 %
Lichtstrom (Lichtquelle)	1162 lm
Leuchten Lichtstrom	820 lm
Consumption	11 W
Leuchten Lichtausbeute	74 lm/W
Farbtemperatur	3000 K
Standard Deviation of Colour Matching	3 Step MacAdam
Farbwiedergabeindex	80 Ra
Verbindungstemperatur (Leuchte)	80
Standardumgebungstemperatur	25
LED Life / Failure Ratio	
L80 B20 C0 80h	

UGR	
UGR axial	< 25
UGR transversal	< 25
X=4H Y=8H	S=0.25H
Reflection factor	70/50/20

OPTICAL	
Light distribution simmetry	Symmetrical
Optik C0/C180	47°



Distance [m]	Cone diameter [m]	Intensity [lx]
0.5	0.46 0.44	E(0°) 4051 E(C90) 1527 E(C0) 1565
1.0	0.91 0.87	E(0°) 1013 E(C90) 382 E(C0) 391
1.5	1.37 1.31	E(0°) 450 E(C90) 170 E(C0) 174
2.0	1.82 1.75	E(0°) 253 E(C90) 95 E(C0) 98
2.5	2.28 2.18	E(0°) 162 E(C90) 61 E(C0) 63
3.0	2.73 2.62	E(0°) 113 E(C90) 42 E(C0) 43

Distance [m] Cone diameter [m] Illuminance [lx]

— C0/C180 (Half-peak divergence: 47.2°)
— C90/C270 (Half-peak divergence: 49.0°)



Beebo_S | Ceiling Lights | Accessories
8462



Dimmer
220-240V

Code
KIT0026