MADE BY HAND

DATASHEET

RO

2024

RO

RO Ø23 Table

RO SERIES

PENDANT

Ø15
Pendant
Ø15 cm
H30 cm

Ø23 Low
Pendant
Ø23 cm
H30 cm

Ø23 High
Pendant
Ø23 cm
H40 cm

Ø30
Pendant
Ø30 cm
H50 cm

WALL

Ø23 Straight
Wall
Ø23 cm
H17 cm

Ø23 Open
Wall
Ø23 cm
H17 cm

Ø23 Closed
Wall
Ø23 cm
H17 cm

TABLE/FLOOR

Ø15
Table
Ø15 cm
H40 cm

Ø23
Table
Ø23 cm
H40 cm

Ø30
Floor
Ø30 cm
H80 cm

RO Ø15 PENDANT

RO lamp draws inspiration from the old craft maker traditions in the 1920s and 1930s where a simple lamp shade was made of ne and yarn usually tied around a wooden stand. The RO lamp shade is made of jute yarn tied around a simple base in line with the old traditions in Denmark.

The lamp name RO in Danish refers to the calmness and simple human feeling of well being.

Kim Richardt
Designer, Ro

Description
Jute yarn and powdercoated steel. Supplied with 3m black cloth cord and a canopy.

Design
Kim Richardt, 2019

Specifications
E27 Socket max 60W
CE-Certified, IP20

Weight (incl. packaging)
2 kg

Country of Origin
Denmark

Warranty
2 years

Bulb and suspension anchor not included.

Cleaning and care
Gently dust the lampshade with a soft-bristled brush or feather duster to remove surface dust and debris. Avoid applying excessive pressure, as it may disturb the delicate yarn fibers.
For deeper cleaning, lightly vacuum the lampshade using a brush attachment or handheld vacuum on a low setting. Be sure to move in the direction of the yarn's weave to prevent tangling or pulling.

Stain Removal
Spot clean stains on the lampshade immediately using a damp cloth or sponge moistened with mild detergent and water. Blot the affected area gently to lift the stain without rubbing or scrubbing, which can damage the yarn fibers.
Allow the lampshade to air dry completely before using the lamp.



Amature measurements
Ø15 x H30 cm



Packagning measurements
L28 x W28 x H47 cm

RO Ø23
PENDANT LOW

RO lamp draws inspiration from the old craft maker traditions in the 1920s and 1930s where a simple lamp shade was made of ne and yarn usually tied around a wooden stand. The RO lamp shade is made of jute yarn tied around a simple base in line with the old traditions in Denmark.

The lamp name RO in Danish refers to the calmness and simple human feeling of well being.

Kim Richardt
Designer, Ro

Description
Jute yarn and powdercoated steel. Supplied with 3m black cloth cord and a canopy.

Design
Kim Richardt, 2019

Specifications
E27 Socket max 60W
CE-Certified, IP20

Weight (incl. packaging)
3 kg

Country of Origin
Denmark

Warranty
2 years

Cleaning and care
Gently dust the lampshade with a soft-bristled brush or feather duster to remove surface dust and debris. Avoid applying excessive pressure, as it may disturb the delicate yarn fibers.
For deeper cleaning, lightly vacuum the lampshade using a brush attachment or handheld vacuum on a low setting. Be sure to move in the direction of the yarn's weave to prevent tangling or pulling.

Stain Removal
Spot clean stains on the lampshade immediately using a damp cloth or sponge moistened with mild detergent and water. Blot the affected area gently to lift the stain without rubbing or scrubbing, which can damage the yarn fibers.
Allow the lampshade to air dry completely before using the lamp.



Amature measurements
Ø23 x H30 cm



Packagning measurements
L28 x W28 x H47 cm

RO Ø23
PENDANT HIGH

RO lamp draws inspiration from the old craft maker traditions in the 1920s and 1930s where a simple lamp shade was made of ne and yarn usually tied around a wooden stand. The RO lamp shade is made of jute yarn tied around a simple base in line with the old traditions in Denmark.

The lamp name RO in Danish refers to the calmness and simple human feeling of well being.

Kim Richardt
Designer, Ro

Description
Jute yarn and powdercoated steel. Supplied with 2,5m cord, finger-switch and plug.

Top mirror bulb recommended.

Design
Kim Richardt, 2019

Specifications
E27 Socket max 60W
CE-Certified, IP20

Weight (incl. packaging)
3,5 kg

Country of Origin
Denmark

Warranty
2 years

Cleaning and care
Gently dust the lampshade with a soft-bristled brush or feather duster to remove surface dust and debris. Avoid applying excessive pressure, as it may disturb the delicate yarn fibers.
For deeper cleaning, lightly vacuum the lampshade using a brush attachment or handheld vacuum on a low setting. Be sure to move in the direction of the yarn's weave to prevent tangling or pulling.

Stain Removal
Spot clean stains on the lampshade immediately using a damp cloth or sponge moistened with mild detergent and water. Blot the affected area gently to lift the stain without rubbing or scrubbing, which can damage the yarn fibers.
Allow the lampshade to air dry completely before using the lamp.



Amature measurements
Ø23 x H40 cm



Packagning measurements
L28 x W28 x H47 cm

RO Ø30 PENDANT

RO lamp draws inspiration from the old craft maker traditions in the 1920s and 1930s where a simple lamp shade was made of ne and yarn usually tied around a wooden stand. The RO lamp shade is made of jute yarn tied around a simple base in line with the old traditions in Denmark.

The lamp name RO in Danish refers to the calmness and simple human feeling of well being.

Kim Richardt
Designer, Ro

Description
Jute yarn and powdercoated steel. Supplied with 3m black cloth cord and a canopy.

Design
Kim Richardt, 2019

Specifications
E27 Socket max 60W
CE-Certified, IP20
Max 60W

Weight (incl. packaging)
4 kg

Country of Origin
Denmark

Warranty
2 years

Bulb and suspension anchor not included.

Cleaning and care
Gently dust the lampshade with a soft-bristled brush or feather duster to remove surface dust and debris. Avoid applying excessive pressure, as it may disturb the delicate yarn fibers.
For deeper cleaning, lightly vacuum the lampshade using a brush attachment or handheld vacuum on a low setting. Be sure to move in the direction of the yarn's weave to prevent tangling or pulling.

Stain Removal
Spot clean stains on the lampshade immediately using a damp cloth or sponge moistened with mild detergent and water. Blot the affected area gently to lift the stain without rubbing or scrubbing, which can damage the yarn fibers.
Allow the lampshade to air dry completely before using the lamp.



Amature measurements
Ø30 x H50 cm



Packagning measurements
L32 x W32 x H55 cm

RO Ø23
WALL STRAIGHT

RO lamp draws inspiration from the old craft maker traditions in the 1920s and 1930s where a simple lamp shade was made of ne and yarn usually tied around a wooden stand. The RO lamp shade is made of jute yarn tied around a simple base in line with the old traditions in Denmark.

The lamp name RO in Danish refers to the calmness and simple human feeling of well being.

Kim Richardt
Designer, Ro

Description
Jute yarn and powdercoated steel. Supplied with 2,5m cord, finger-switch and plug.

Top mirror bulb recommended.

Design
Kim Richardt, 2019

Specifications
E27 Socket max 60W
CE-Certified, IP20

Weight (incl. packaging)
3,5 kg

Country of Origin
Denmark

Warranty
2 years

Bulb not included.

Cleaning and care
Gently dust the lampshade with a soft-bristled brush or feather duster to remove surface dust and debris. Avoid applying excessive pressure, as it may disturb the delicate yarn fibers.
For deeper cleaning, lightly vacuum the lampshade using a brush attachment or handheld vacuum on a low setting. Be sure to move in the direction of the yarn's weave to prevent tangling or pulling.

Stain Removal
Spot clean stains on the lampshade immediately using a damp cloth or sponge moistened with mild detergent and water. Blot the affected area gently to lift the stain without rubbing or scrubbing, which can damage the yarn fibers.
Allow the lampshade to air dry completely before using the lamp.

Amature measurements
Ø23 x H17 cm

Packagning measurements
L30 x W30 x H24 cm

RO Ø23
WALL OPEN

RO lamp draws inspiration from the old craft maker traditions in the 1920s and 1930s where a simple lamp shade was made of ne and yarn usually tied around a wooden stand. The RO lamp shade is made of jute yarn tied around a simple base in line with the old traditions in Denmark.

The lamp name RO in Danish refers to the calmness and simple human feeling of well being.

Kim Richardt
Designer, Ro

Description
Jute yarn and powdercoated steel. Supplied with 2,5m cord, finger-switch and plug.

Top mirror bulb recommended

Design
Kim Richardt, 2019

Specifications
E27 Socket max 60W
CE-Certified, IP20

Weight (incl. packaging)
2 kg

Country of Origin
Denmark

Warranty
2 years

Bulb not included.

Cleaning and care
Gently dust the lampshade with a soft-bristled brush or feather duster to remove surface dust and debris. Avoid applying excessive pressure, as it may disturb the delicate yarn fibers.
For deeper cleaning, lightly vacuum the lampshade using a brush attachment or handheld vacuum on a low setting. Be sure to move in the direction of the yarn's weave to prevent tangling or pulling.

Stain Removal
Spot clean stains on the lampshade immediately using a damp cloth or sponge moistened with mild detergent and water. Blot the affected area gently to lift the stain without rubbing or scrubbing, which can damage the yarn fibers.
Allow the lampshade to air dry completely before using the lamp.

Amature measurements
Ø23 x H17 cm

Packagning measurements
L30 x W30 x H24 cm

RO Ø23
WALL CLOSED

RO lamp draws inspiration from the old craft maker traditions in the 1920s and 1930s where a simple lamp shade was made of ne and yarn usually tied around a wooden stand. The RO lamp shade is made of jute yarn tied around a simple base in line with the old traditions in Denmark.

The lamp name RO in Danish refers to the calmness and simple human feeling of well being.

Kim Richardt
Designer, Ro

Description
Jute yarn and powdercoated steel. Supplied with 2,5m cord, finger-switch and plug.

Top mirror bulb recommended.

Design
Kim Richardt, 2019

Specifications
E27 Socket max 60W
CE-Certified, IP20

Weight (incl. packaging)
3,5 kg

Country of Origin
Denmark

Warranty
2 years

Bulb not included.

Cleaning and care
Gently dust the lampshade with a soft-bristled brush or feather duster to remove surface dust and debris. Avoid applying excessive pressure, as it may disturb the delicate yarn fibers.
For deeper cleaning, lightly vacuum the lampshade using a brush attachment or handheld vacuum on a low setting. Be sure to move in the direction of the yarn's weave to prevent tangling or pulling.

Stain Removal
Spot clean stains on the lampshade immediately using a damp cloth or sponge moistened with mild detergent and water. Blot the affected area gently to lift the stain without rubbing or scrubbing, which can damage the yarn fibers.
Allow the lampshade to air dry completely before using the lamp.

Amature measurements
Ø23 x H17 cm

Packagning measurements
L30 x W30 x H24 cm

RO Ø15 TABLE

RO lamp draws inspiration from the old craft maker traditions in the 1920s and 1930s where a simple lamp shade was made of ne and yarn usually tied around a wooden stand. The RO lamp shade is made of jute yarn tied around a simple base in line with the old traditions in Denmark.

The lamp name RO in Danish refers to the calmness and simple human feeling of well being.

Kim Richardt
Designer, Ro

Description
Jute yarn and powdercoated steel. Supplied with 2,5m cord, finger-switch and plug.

Design
Kim Richardt, 2019

Specifications
E27 Socket max 60W
CE-Certified, IP20

Weight (incl. packaging)
2 kg

Country of Origin
Denmark

Warranty
2 years

Bulb not included.

Cleaning and care
Gently dust the lampshade with a soft-bristled brush or feather duster to remove surface dust and debris. Avoid applying excessive pressure, as it may disturb the delicate yarn fibers.
For deeper cleaning, lightly vacuum the lampshade using a brush attachment or handheld vacuum on a low setting. Be sure to move in the direction of the yarn's weave to prevent tangling or pulling.

Stain Removal
Spot clean stains on the lampshade immediately using a damp cloth or sponge moistened with mild detergent and water. Blot the affected area gently to lift the stain without rubbing or scrubbing, which can damage the yarn fibers.
Allow the lampshade to air dry completely before using the lamp.

Amature measurements
Ø15 x H40 cm



Packagning measurements
L28 x W28 x H47 cm

RO Ø23
TABLE

RO lamp draws inspiration from the old craft maker traditions in the 1920s and 1930s where a simple lamp shade was made of ne and yarn usually tied around a wooden stand. The RO lamp shade is made of jute yarn tied around a simple base in line with the old traditions in Denmark.

The lamp name RO in Danish refers to the calmness and simple human feeling of well being.

Kim Richardt
Designer, Ro

Description
Jute yarn and powdercoated steel. Supplied with 2,5m cord, finger-switch and plug.

Design
Kim Richardt, 2019

Specifications
E27 Socket max 60W
CE-Certified, IP20
Max 60W

Weight (incl. packaging)
3 kg

Country of Origin
Denmark

Warranty
2 years

Bulb not included.

Cleaning and care
Gently dust the lampshade with a soft-bristled brush or feather duster to remove surface dust and debris. Avoid applying excessive pressure, as it may disturb the delicate yarn fibers.
For deeper cleaning, lightly vacuum the lampshade using a brush attachment or handheld vacuum on a low setting. Be sure to move in the direction of the yarn's weave to prevent tangling or pulling.

Stain Removal
Spot clean stains on the lampshade immediately using a damp cloth or sponge moistened with mild detergent and water. Blot the affected area gently to lift the stain without rubbing or scrubbing, which can damage the yarn fibers.
Allow the lampshade to air dry completely before using the lamp.



Amature measurements
Ø23 x H40 cm



Packagning measurements
L28 x W28 x H47 cm

RO Ø30 FLOOR

RO lamp draws inspiration from the old craft maker traditions in the 1920s and 1930s where a simple lamp shade was made of ne and yarn usually tied around a wooden stand. The RO lamp shade is made of jute yarn tied around a simple base in line with the old traditions in Denmark.

The lamp name RO in Danish refers to the calmness and simple human feeling of well being.

Kim Richardt
Designer, Ro

Description
Jute yarn and powdercoated steel. Supplied with 2,5m cord, floor-switch and plug.

Design
Kim Richardt, 2019

Specifications
E27 Socket max 60W
CE-Certified, IP20

Weight (incl. packaging)
4 kg

Country of Origin
Denmark

Warranty
2 years

Bulb not included.

Cleaning and care
Gently dust the lampshade with a soft-bristled brush or feather duster to remove surface dust and debris. Avoid applying excessive pressure, as it may disturb the delicate yarn fibers.
For deeper cleaning, lightly vacuum the lampshade using a brush attachment or handheld vacuum on a low setting. Be sure to move in the direction of the yarn's weave to prevent tangling or pulling.

Stain Removal
Spot clean stains on the lampshade immediately using a damp cloth or sponge moistened with mild detergent and water. Blot the affected area gently to lift the stain without rubbing or scrubbing, which can damage the yarn fibers.
Allow the lampshade to air dry completely before using the lamp.



Amature measurements
Ø30 x H80 cm

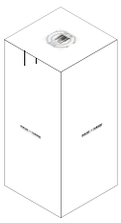

Packagning measurements
L31 x W31 x H83 cm



VISIT US IN OUR SHOWROOM

Made by Hand ApS
Nelson Mandelas Allé 16
2450 Copenhagen SV
Denmark

+45 70208464
info @madebyhand.dk
www.madebyhand.dk