

Luminaire

Code T082800
Name CUNEO MINI BIANCO

Measur.

Code FTS1503321
Name CUNEO MINI BIANCO

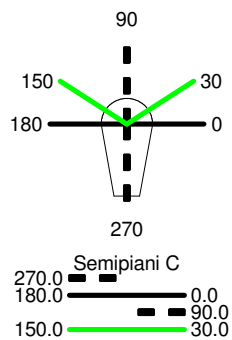
Luminaire Flux	805.00 lm	Luminaire Power	11.00 W	Efficacy	73.18 lm/W	Efficiency	100.00%
Lamps Flux	805.00 lm	Maximum value	809.07 cd/klm	Position	C=30.00 G=165.00	CG	Sym. on planes 270-90
Rectangular Luminaire		Length	64 mm	Width	64 mm	Height	200 mm
Rectangular Luminous Area		Length	33 mm	Width	45 mm	Height	0 mm
Horizontal Luminous Area		0.001485 m ²		Emitting area on Plane 180°		0.000000 m ²	
Emitting area on Plane 0°		0.000000 m ²		Emitting area on Plane 270°		0.000000 m ²	
Emitting area on Plane 90°		0.000000 m ²		Glare area at 76°		0.000359 m ²	
Coordinate system		CG Roads		Symmetry Type		Sym. on planes 270-90	
Date		30-10-2015		Maximum Gamma Angle		180	
Measurement Distance		0.00		Measurement Flux		805.00 lm	

LED Flux=1057,7lm LED Power=8,9W Eff=76,11% EfcLed=119lm/W EfcLum=73lm/W Ra=90 SDCM=2 L70(6K)=50000

C.I.E. 0 0 0 0 100

D DIN 5040

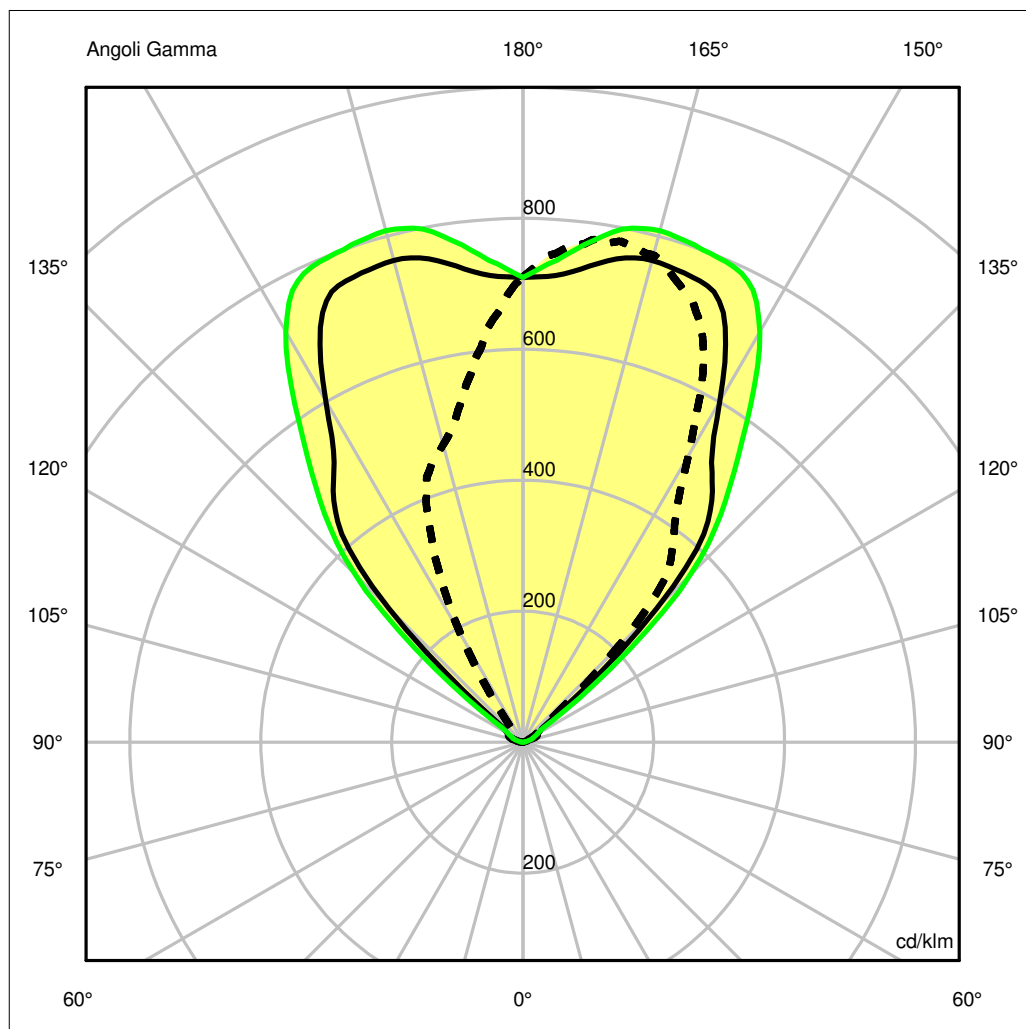
--



ULOR100.00 %

DLOR 0.00 %

RN100.00 %



Luminaire

Code T082800
Name CUNEO MINI BIANCO

Measur.

Code FTS1503321
Name CUNEO MINI BIANCO

Luminaire Flux	805.00 lm	Luminaire Power	11.00 W	Efficacy	73.18 lm/W	Efficiency	100.00%
Lamps Flux	805.00 lm	Maximum value	809.07 cd/klm	Position	C=30.00 G=165.00	CG Sym. on planes 270-90	
Rectangular Luminaire		Length	64 mm	Width	64 mm	Height	200 mm
Rectangular Luminous Area		Length	33 mm	Width	45 mm	Height	0 mm
Horizontal Luminous Area	0.001485 m2	Emitting area on Plane 180°		Emitting area on Plane 270°		Emitting area on Plane 90°	
Emitting area on Plane 0°	0.000000 m2	Glare area at 76°					
Emitting area on Plane 90°	0.000000 m2						
Coordinate system	CG Roads	Symmetry Type		Sym. on planes 270-90			
Date	30-10-2015	Maximum Gamma Angle		180			
Measurement Distance	0.00	Measurement Flux		805.00 lm			

LED Flux=1057,7lm LED Power=8,9W Eff=76,11% EfcLed=119lm/W EfcLum=73lm/W Ra=90 SDCM=2 L70(6K)=50000

C.I.E. 0 0 0 0 100

D DIN 5040

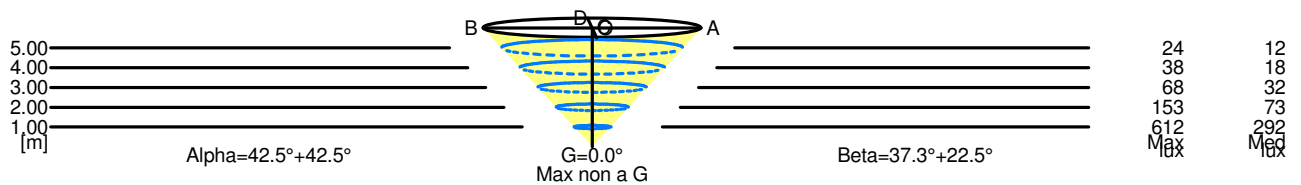
--

Width at 50.00 % of Max Intensity

H[m]	1.00	2.00	3.00	4.00	5.00	H[m]	1.00	2.00	3.00	4.00	5.00
OA	0.92	1.83	2.75	3.67	4.58	OC	0.76	1.52	2.28	3.04	3.80
OB	0.92	1.83	2.75	3.67	4.58	OD	0.41	0.83	1.24	1.66	2.07

Luminous Intensities [cd/klm]

	0	5	15	25	35	45	55	65	75	85
OA	571.43	578.16	613.25	582.83	405.41	232.97	26.85	20.90	14.03	1.56
OB	571.43	578.16	613.25	582.83	405.41	232.97	26.85	20.90	14.03	1.56
OC	571.43	609.82	620.23	526.01	325.32	169.04	31.28	9.14	3.02	0.54
OD	571.43	508.96	378.53	260.11	55.68	17.77	13.08	18.79	10.23	1.68



5.00	9.16	24	12		
4.00	7.33	38	18		
3.00	5.50	68	32		
2.00	3.67	153	73		
1.00	1.83	612	292		
H[m]	D[m]	Max lux	Med lux	Alpha=42.5°+42.5°	Max non a G G=0.0

5.00	5.87	24	12		
4.00	4.70	38	18		
3.00	3.52	68	32		
2.00	2.35	153	73		
1.00	1.17	612	292		
H[m]	D[m]	Max lux	Med lux	Beta=22.5°+37.3°	Max non a G G=0.0