

# Technical Data Sheet

Last data update

5/9/2019

9010  
novantadieci®



	<b>Base</b>
	450mm
	<b>Height</b>
	40mm
	<b>Depth</b>
	50mm
	<b>Req. space behind the plasterboard</b>
	50mm
	<b>hole on the plasterboard</b>
	555x145mm
	<b>External measures</b>
	550x140mm

## Notes on measures

## General notes

## WALL RECESSED LIGHTING

2485B-2703

Recessed Wall lamp / CRISTALY + ALUMITE  
Surface finish : CRISTALY  
LED 10.5W / 24Vdc / 1150lm / 2700°K / CRI90

### Model

Code	2485B
Product family	WALL RECESSED LIGHTING
Type	Recessed Wall lamp

### Material/Surface finish

Code	004
Material	CRISTALY + ALUMITE
Surface finish	CRISTALY

### Electrical part

Code	2703
Type	LED
Power	10.5W
Tension	24Vdc
Light Output	1150lm
Colour Temperature	2700°K
CRI	90
Light Output of the lamp	805lm
Dimmable	SI
Power Supply	by Remote Power Supply
Connection	Screw Terminal
Cover	

### General Data

Protection Index	IP20
Isolation Class	III
Weight [Kg]	3.4
Country of production	MADE IN ITALY
Mounting instruction	025.585_9010

### Installation

Multisize system	SI
Position	Wall Lamp

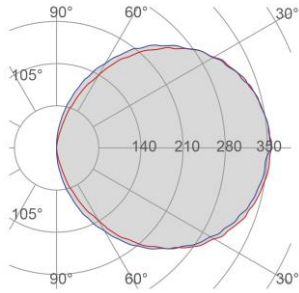
### Packaging

Type	White american Box
Measures AxBxH	760x240x210mm
Gross Weight [Kg]	4.1852
Master carton	NO
Quantity of articles	
Measures AxBxH	

## Technical Data Sheet

2485B-2703

### Fotometric Data

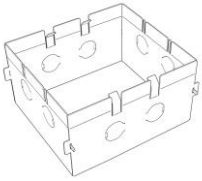


<i>Electrical part</i>	2703_10,5
<i>Power</i>	10.5W
<i>Light Output</i>	1150lm
<i>Colour Temperature</i>	2700°K
<i>CRI</i>	90
<i>Lamp Light Output</i>	70%
<i>Light Output of the lamp</i>	805lm
<i>Beam Angle</i>	115°
<i>Beam Inclination</i>	

### Illuminance

### Accessories

#### Housing Box for Brickwork



<i>Code</i>	023.4004
<i>Measures</i>	555X145X80mm
<i>Measures of the hol</i>	585X175X90mm

#### Standard Power Supply



<i>Code</i>	026.258
<i>Measures</i>	130x42x23mm
<i>Power</i>	12W
<i>Input</i>	220-240V~
<i>Output</i>	24Vdc



<i>Code</i>	026.259
<i>Measures</i>	167x45x30mm
<i>Power</i>	36W
<i>Input</i>	220-240V~
<i>Output</i>	24Vdc



<i>Code</i>	026.260
<i>Measures</i>	157x54x36mm
<i>Power</i>	60W
<i>Input</i>	220-240V~
<i>Output</i>	24Vdc



<i>Code</i>	026.261
<i>Measures</i>	219x63x35.5mm
<i>Power</i>	150W
<i>Input</i>	180-295V~
<i>Output</i>	24Vdc



<i>Code</i>	026.262
<i>Measures</i>	244x71x35.5mm
<i>Power</i>	240W
<i>Input</i>	180-295V~
<i>Output</i>	24Vdc

# Technical Data Sheet

2485B-2703

## Accessories

### Dimmable Power Supply



*Code* 026.301  
*Measures* 164x38x24.5mm  
*Power* 24W  
*Input* 220-240V~  
*Output* 24Vdc  
*Dimmable* PUSH/0-10V/DALI



*Code* 026.209  
*Measures* 125x82x29mm  
*Power* 60W  
*Input* 220-240 V~  
*Output* 24Vdc  
*Dimmable* PUSH/1-10V

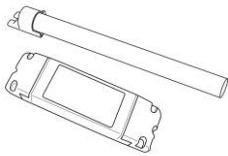


*Code* 026.190+026.261  
*Measures* 156x52x24mm  
*Power* 150W  
*Input* 180-295V~  
*Output* 24Vdc  
*Dimmable* PUSH/0-10V/DALI



*Code* 026.190+026.262  
*Measures* 156x52x24mm  
*Power* 240W  
*Input* 180-295V~  
*Output* 24Vdc  
*Dimmable* PUSH/0-10V/DALI

### Other Accessories



*Code* 099.142  
*Description* Emergency Kit  
*Notes*