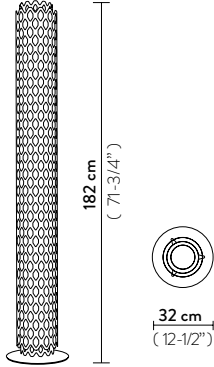


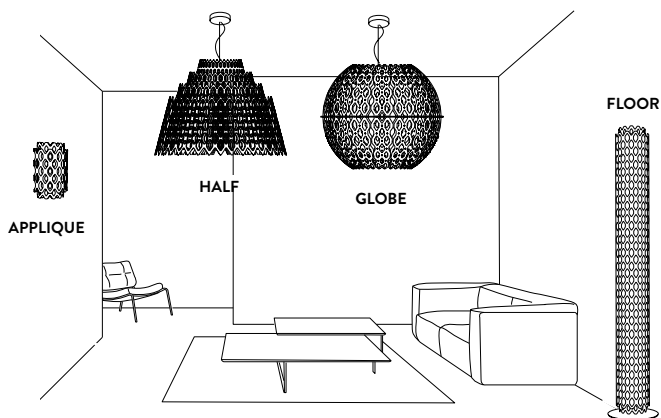
CHARLOTTE FLOOR

by Doriana and Massimiliano Fuksas



Compendium page 392

PRODUCT / PRODOTTO	DIMENSIONS / MISURE	COLOUR / COLORE	CODE / CODICE
<p>FLOOR</p> <p>Bulbs E27:</p> <p>2 X 12W LED Dimmable</p> <p>Made of: Cristalflex® / Lentiflex®</p> <p>With: Dimmer</p> <p>Weight: net Kg 5,2 - gross Kg 11</p> <p>Package: A: 37 x 36 x h. 188 cm - 7 kg B: 47 x 47 x h. 7 cm - 4 kg</p>		<input type="checkbox"/> WHITE	CHR88PST2B00W_000

CHARLOTTE ENTIRE COLLECTION



CERTIFICATION

CE IP 20  

ENERGY CLASS: A / A+ / A++

ENERGY LABEL AVAILABLE ON SLAMP'S WEBSITE

FINISHES



WHITE

PRODUCT / PRODOTTO	DIMENSIONS / MISURE	COLOUR/COLORE	CODE / CODICE
<p>SUSPENSION HALF</p> <p>LED: 70W - 220V - 7.000 Lumen 2700 Kelvin (warm white) - CRI > 90 Triac Dimmable (Trailing Edge min. 20W) Made of: Cristalflex® / Lentiflex® Weight: net Kg 10 - gross Kg 11,65 Package: 90 x 90 x h. 68 cm</p>		<input type="checkbox"/> WHITE	CHR88SOS0003W_000
<p>SUSPENSION GLOBE</p> <p>Bulbs E27: 4 X 12W LED Filament Dimmable with: Dimmable bulbs Made of: Cristalflex® / Lentiflex® With: MagneticSystem® Weight: net Kg 4 - gross Kg 8 Package: 72 x 72 x h. 64 cm</p>		<input type="checkbox"/> WHITE	CHR88SOSG000W_000

CANOPY DETAILS



CHARLOTTE GLOBE

Ø 12 cm x h. 3,2 cm (Ø 4-3/4" x h. 1-1/4")

6 m. cable kit also available for purchase after lamp order
Kit Cavi da 6m acquistabile anche successivamente

Kit di installazione multipla su richiesta
Multiple installation kit on request



HALF CHARLOTTE

Ø 14 cm x h. 3 cm (Ø 5-1/2" x h. 1")

6 m. cable kit also available for purchase after lamp order
Kit Cavi da 6m acquistabile anche successivamente


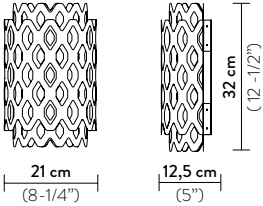
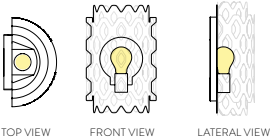
Kit di installazione multipla su richiesta
Multiple installation kit on request

CERTIFICATION

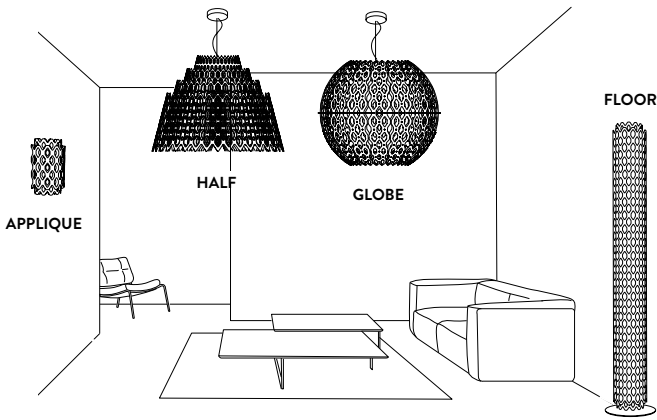
CE IP 20

ENERGY CLASS: A / A+ / A++

ENERGY LABEL AVAILABLE ON SLAMP'S WEBSITE


PRODUCT / PRODOTTO	DIMENSIONS / MISURE	COLOUR / COLORE	CODE / CODICE
<p>WALL LAMP</p> <p>Bulbs E27:</p> <p> 1X 12W LED Filament</p> <p>Dimmable with: Dimmable bulbs</p> <p>Made of: Cristalflex® / Lentiflex®</p> <p>With: Steelflex® Support</p> <p>Weight: net Kg 0,5 - gross Kg 1</p> <p>Package: 36 x 38 x h. 15 cm</p>	 <p>LIGHT SOURCE:</p>  <p>TOP VIEW FRONT VIEW LATERAL VIEW</p>	<input type="checkbox"/> WHITE	CHR88APP0000W_000

CHARLOTTE ENTIRE COLLECTION




APPLIQUE HALF GLOBE FLOOR

FINISHES



WHITE WHITE WHITE



WHITE