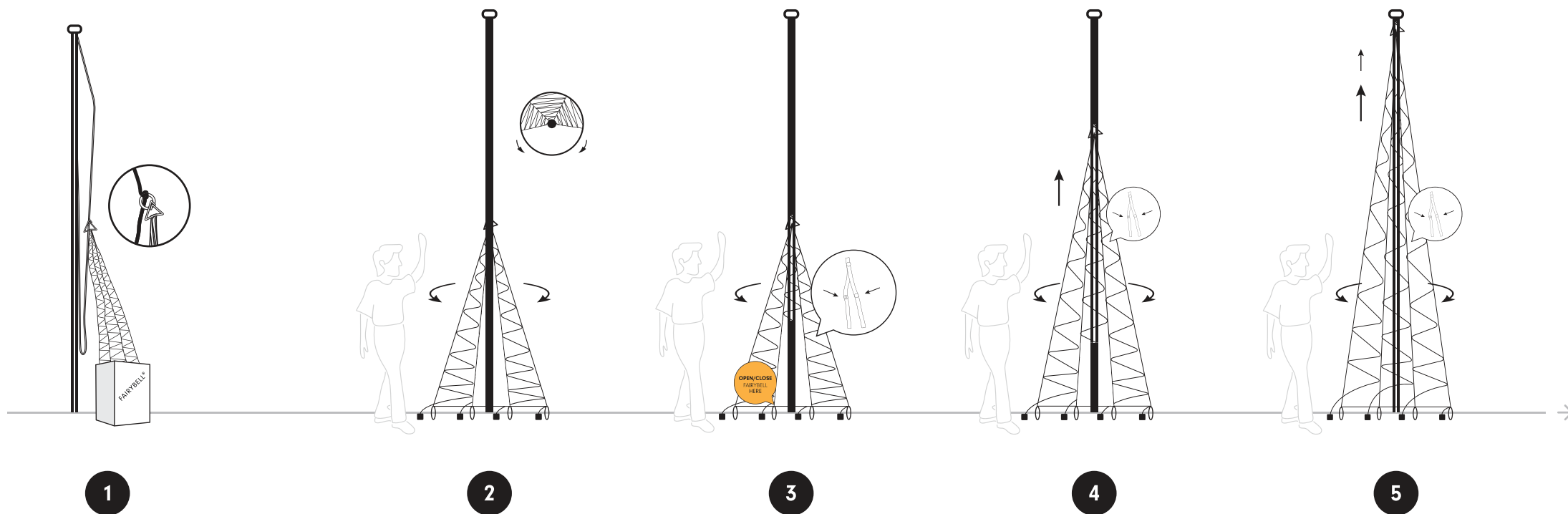
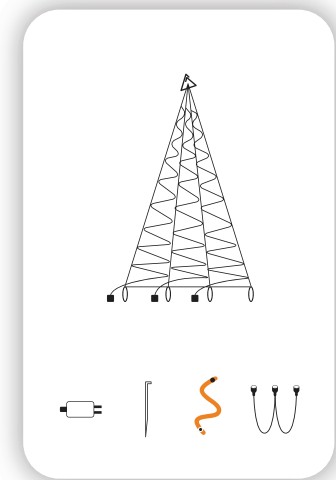




Flagpole Christmas LED Tree

Assembly instructions - Opbouw instructies - Aufbauanleitung - Instructions de construction

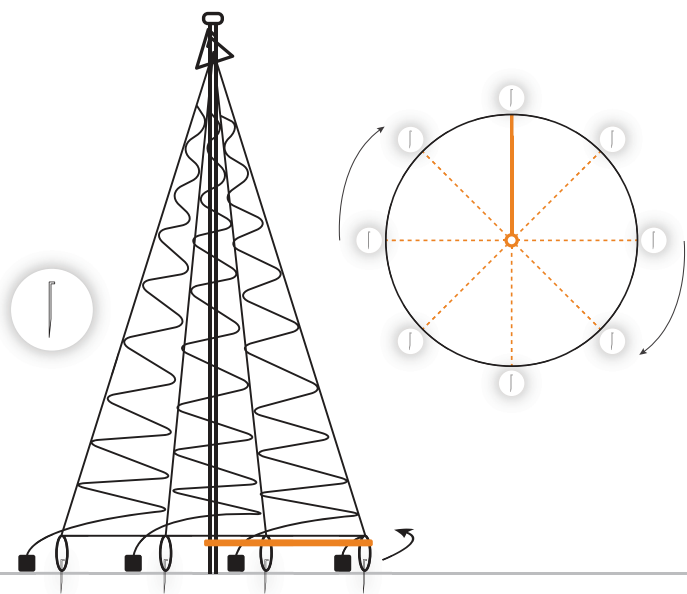




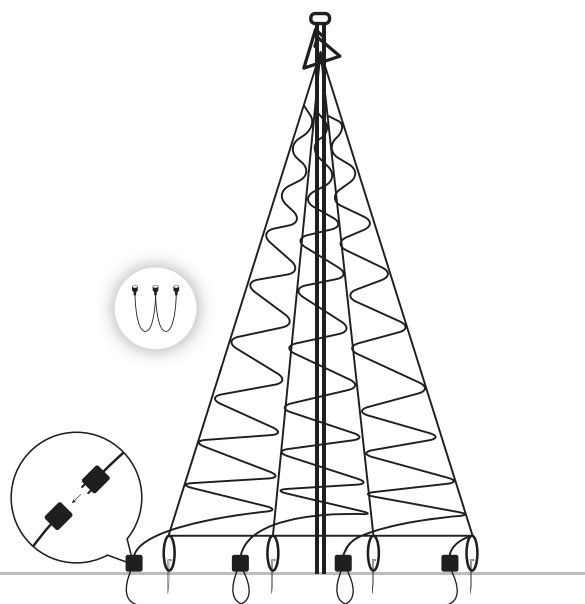
Fairyclub®

Flagpole Christmas LED Tree

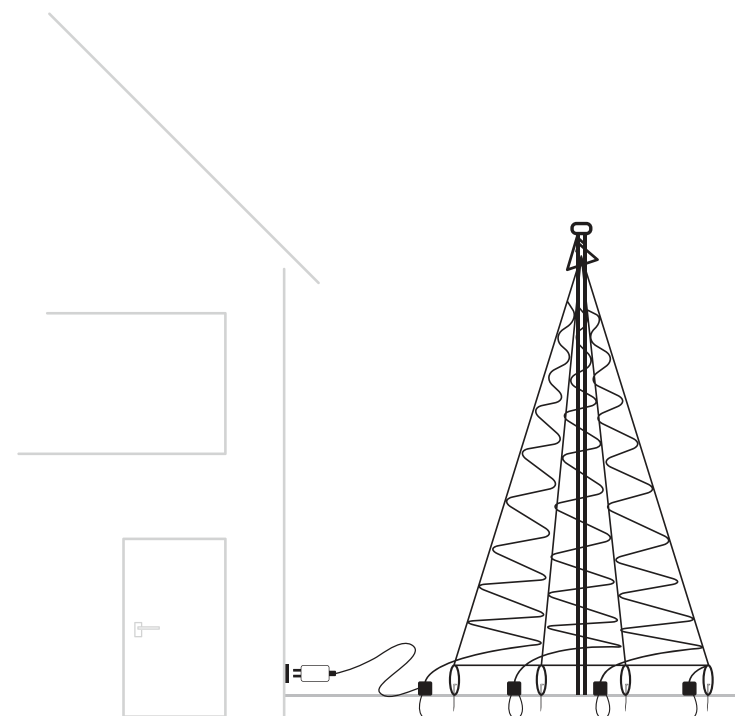
Assembly instructions - Opbouw instructies - Aufbauanleitung - Instructions de construction



6



7



8



IMPORTANT

- EN** Lower the tree at wind force 6 or higher
- NL** Fairybell® laten zakken bij windskracht 6 of hoger
- DE** Nehmen Sie den Baum bei Windstärke 6 oder höher ab
- IT** Smontate (nonmontate) l'Outdoor Christmas tree con vento forza 6 o superiore

SPARE PARTS / ONDERDELEN / ERSATZTEILE / RICAMBI

You can easily replace all parts yourself. Visit our website for original spare parts
Alle onderdelen zijn zelf eenvoudig te vervangen. Bezoek onze website voor onderdelen
Sie können problemlos alle Teile selber austauschen. Alle Original-Ersatzteile finden Sie auf unsere Website.
Tutti i ricambi sono facilmente sostituibili. Visitate il nostro sito internet per i ricambi originali.



For more information:

www.fairyclub.eu/help
www.fairyclub.us/help