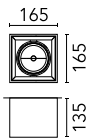



Compass Box Large 1L

■ 03.1060.WG - Wenge

Surface spotlight to be installed on ceiling/wall. Electronic transformer integrated 220/240V – 12V, 50/60Hz. The intensity of the lighting may be adjusted via leading and trail edge modulation in halogen lamps.



Main specifications

Number of heads	1
Lamp category	Halogen
Power (W)	75W Max.
Mountings	Ceiling surface
Environment	Indoor

Optical

Lamp type	QR-111
Light distribution	Symmetric
Optical type	Spot
Beam angle (°)	8

Electrical


Frequency (Hz)	50/60	Insulation class	I
Lamp holder	G53		
Dimmable	Yes		
Driver	Integrated		
Emergency	Without		

Physical

Color	Wenge
Orientation	Adjustable
Weight (kg)	1.80
Tilt (°)	20

Note

Please get in touch with us for compatible LED Retrofit bulb list.



Compass Box Large 1L



Screening cylinder
08.8034.14



Honeycomb
08.8036.14