

## Compass Box Large 2L

03.1061.30 - Matt White

Surface spotlight to be installed on ceiling/wall. Electronic transformer integrated 220/240V – 12V, 50/60Hz. The intensity of the lighting may be adjusted via leading and trail edge modulation in halogen lamps.

### Main specifications

Number of heads	1
Lamp category	Halogen
Power (W)	2 x 75W Max.
Mountings	Ceiling surface
Environment	Indoor

### Optical

Lamp type	QR-111
Light distribution	Symmetric
Optical type	Spot
Beam angle (°)	8

### Electrical


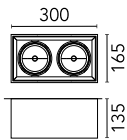


Frequency (Hz)	50/60	Insulation class	I
Lamp holder	G53		
Dimmable	Yes		
Driver	Integrated		
Emergency	Without		

### Physical

Color	Matt White
Orientation	Adjustable
Weight (kg)	2.90
Tilt (°)	20

### Note

Please get in touch with us for compatible LED Retrofit bulb list.



## Compass Box Large 2L



---

Screening cylinder  
08.8034.14



---

Honeycomb  
08.8036.14