



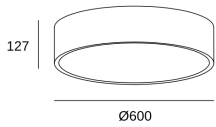
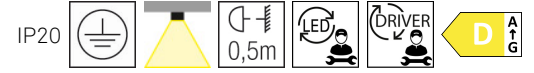
Luno Surface ø600

Leds C4 Team

15-5925-60-OU

Ceiling fixture Luno Surface ø600 52W LED neutral-white 4000K CRI 80 ON-OFF Black IP20 5083lm

TECHNICAL FEATURES



Power (W) : 52W

Total power consumption of light (W) : 60W

Real lumens : 5083

Real lm/W : 85

Correlated Colour Temperature (CCT) : LED neutral-white 4000K

Lens / reflector angle : HORIZONTAL 110°

Structure material : Aluminium

Structure finish : Black

Diffuser material : Methacrylate

Diffuser finish : Matt

Voltage / frequency : 100-240V/50-60Hz

Dimming protocol : ON-OFF

Power Factor : 0.90

Useful life : 50.000h L80B20

Warranty : 5 Years

Easily recycled luminaire

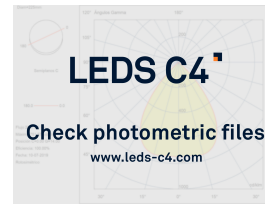
LUMINOTECHNIC FEATURES

Light source: LED SAMSUNG

CRI: 80

MacAdam steps: 3

Photobiological risk: RG1



LOGISTICS

Net weight (kg): 4.29

Packaged weight (kg): 5.42

Packaging: 610mm x 150mm x 620mm

