

MIRRO CEILING/WALL

07-Dec.-2018

1.0

☞ QA60 max. 15W | E27

CE IP20

BODY COLOUR

black texture + gold
black texture + silver

6321E8GB0

6321E8NB0

OPTIONAL LAMP: QA60 LED E27 6W 500lm 2700K

clear bulb + gold mirror

9003E139

clear bulb + silver mirror

9003E140

2.0

☞ LED G95 max. 15W | E27

CE IP20

BODY COLOUR

black texture + gold
black texture + silver

6322E8GB0

6322E8NB0

OPTIONAL LAMP: QA60 LED E27 6W 500lm 2700K

clear bulb + gold mirror

9003E142

clear bulb + silver mirror

9003E141

3.0

☞ LED G95 max. 15W | E27

CE IP20

BODY COLOUR

black texture + gold
black texture + silver

6323E8GB0

6323E8NB0

OPTIONAL LAMP: QA60 LED E27 6W 500lm 2700K

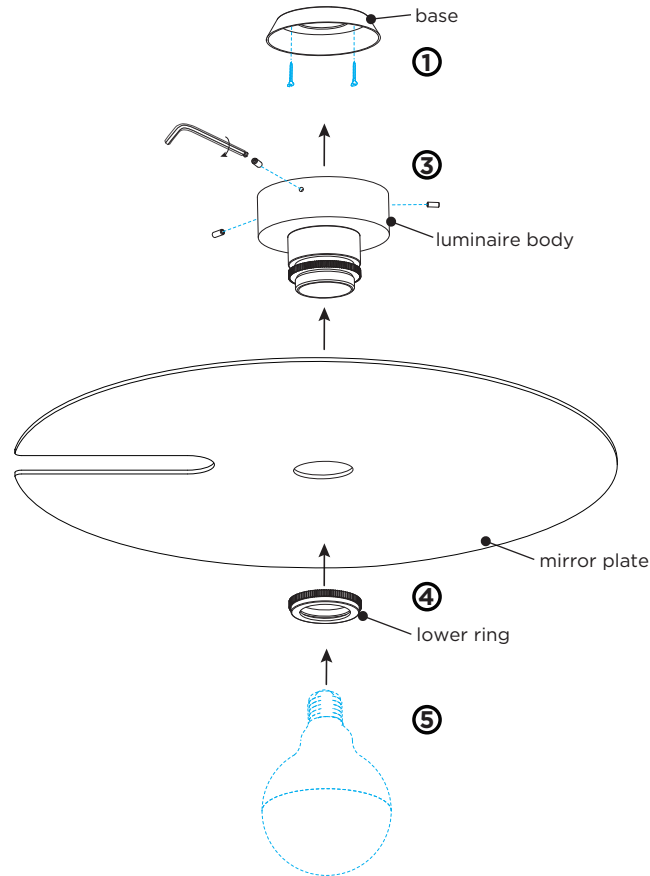
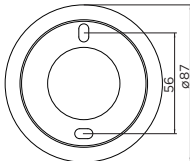
clear bulb + gold mirror

9003E142

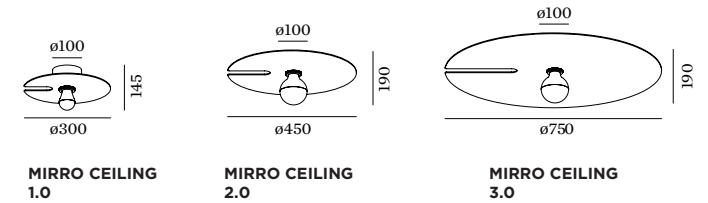
clear bulb + silver mirror

9003E141

base dimensions



DIMENSIONS



MOUNTING INSTRUCTION

- ① Remove the mounting base from the luminaire body and mount it on the ceiling with screws.
- ② **POWER CONNECTION**
Connect the power
- ③ Mount the luminaire body back to the base with the 3 allen screws.
- ④ Unscrew the lower ring of the luminaire body and put a mirror plate on it; and then screw the lower ring back. (Note: there is a protective foil on the mirror plate, please remove it before mounting)
- ⑤ Install a bulb (bulb is not included).