

LedsC4

Luminaire

Code 00-8933-W1-L1
Name GONG

Measurement

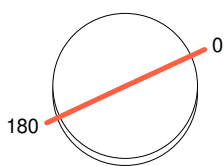
Code 00-8933-W1-L1
Name GONG

Luminaire Flux	1401 lm	Luminaire Power	25.8 W	Efficacy	54.312 lm/W	Efficiency	100.00%
Source Flux	1401 lm	Maximum value	447.20 cd/klm	Position	C=0.00 G=0.00	CG	Rotosymmetrical
Round Luminaire		Diam.	600 mm	Height	200 mm		
Round Luminous Area		Diam.	455 mm	Height	0 mm		
Horizontal Luminous Area			0.162597 m2	Emitting area on Plane 180°			0.000000 m2
Emitting area on Plane 0°			0.000000 m2	Emitting area on Plane 270°			0.000000 m2
Emitting area on Plane 90°			0.000000 m2	Glare area at 76°			0.039336 m2
Coordinate system		CG		Symmetry Type		Rotosymmetrical	
Date		21-11-2022		Maximum Gamma Angle		90	
Measurement Distance		0.00		Measurement Flux		1274 lm	
Operator		qualitat		Rated Voltage			
Temperature				Rated Current			
Humidity				Photocell			
Notes							

Luminaire Sources

Line	Code LED	Name LED	Flux [lm]	Pow. [W]	Q.ty
			1401.25	25.80	1
C.I.E.	55 85 97 100 100	D DIN 5040	A40		
F UTE	1.00 D	B NBN	BZ 3		

Diam=600mm



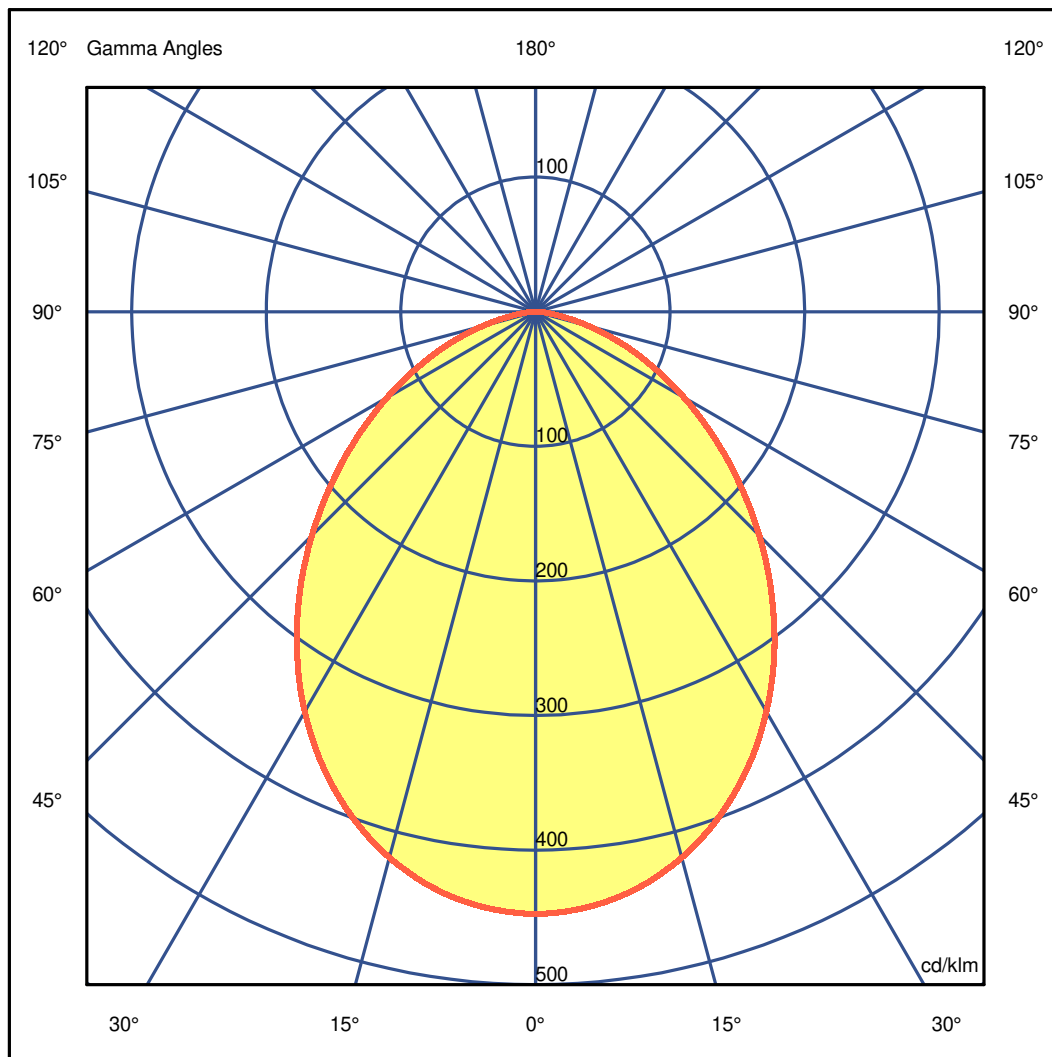
C Halfplanes

180.0 — 0.0

ULOR 0.00 %

DLOR 100.00 %

RN 0.00 %



Luminaire

Code 00-8933-W1-L1
Name GONG

Measurem.

Code 00-8933-W1-L1
Name GONG

Luminaire Flux	1401 lm	Luminaire Power	25.8 W	Efficacy	54.312 lm/W	Efficiency	100.00%
Source Flux	1401 lm	Maximum value	447.20 cd/klm	Position	C=0.00 G=0.00	CG	Rotosymmetrical

Luminous Intensity Table cd/klm Table 1/1

	C 0.00	C 0.00
G 0.0	447.20	G 46.0 227.51
G 1.0	447.04	G 47.0 219.99
G 2.0	446.70	G 48.0 212.45
G 3.0	446.03	G 49.0 204.90
G 4.0	445.17	G 50.0 197.49
G 5.0	444.07	G 51.0 190.09
G 6.0	442.70	G 52.0 182.83
G 7.0	441.12	G 53.0 175.58
G 8.0	439.24	G 54.0 168.47
G 9.0	437.21	G 55.0 161.39
G 10.0	434.83	G 56.0 154.35
G 11.0	432.31	G 57.0 147.48
G 12.0	429.50	G 58.0 140.59
G 13.0	426.49	G 59.0 133.91
G 14.0	423.20	G 60.0 127.37
G 15.0	419.74	G 61.0 120.91
G 16.0	416.04	G 62.0 114.51
G 17.0	412.12	G 63.0 108.21
G 18.0	408.01	G 64.0 101.96
G 19.0	403.63	G 65.0 95.88
G 20.0	399.11	G 66.0 89.83
G 21.0	394.28	G 67.0 83.93
G 22.0	389.34	G 68.0 78.15
G 23.0	384.17	G 69.0 72.46
G 24.0	378.85	G 70.0 66.89
G 25.0	373.33	G 71.0 61.41
G 26.0	367.60	G 72.0 56.15
G 27.0	361.73	G 73.0 50.90
G 28.0	355.59	G 74.0 45.82
G 29.0	349.38	G 75.0 40.99
G 30.0	343.02	G 76.0 36.34
G 31.0	336.53	G 77.0 31.83
G 32.0	329.91	G 78.0 27.57
G 33.0	323.12	G 79.0 23.55
G 34.0	316.23	G 80.0 19.91
G 35.0	309.14	G 81.0 16.76
G 36.0	302.06	G 82.0 13.92
G 37.0	294.86	G 83.0 11.56
G 38.0	287.54	G 84.0 9.65
G 39.0	280.18	G 85.0 8.09
G 40.0	272.76	G 86.0 6.80
G 41.0	265.29	G 87.0 5.72
G 42.0	257.71	G 88.0 4.84
G 43.0	250.23	G 89.0 4.25
G 44.0	242.65	G 90.0 3.88
G 45.0	235.14	

LedsC4

Luminaire

Code 00-8933-W1-L1
 Name GONG

Measurem.

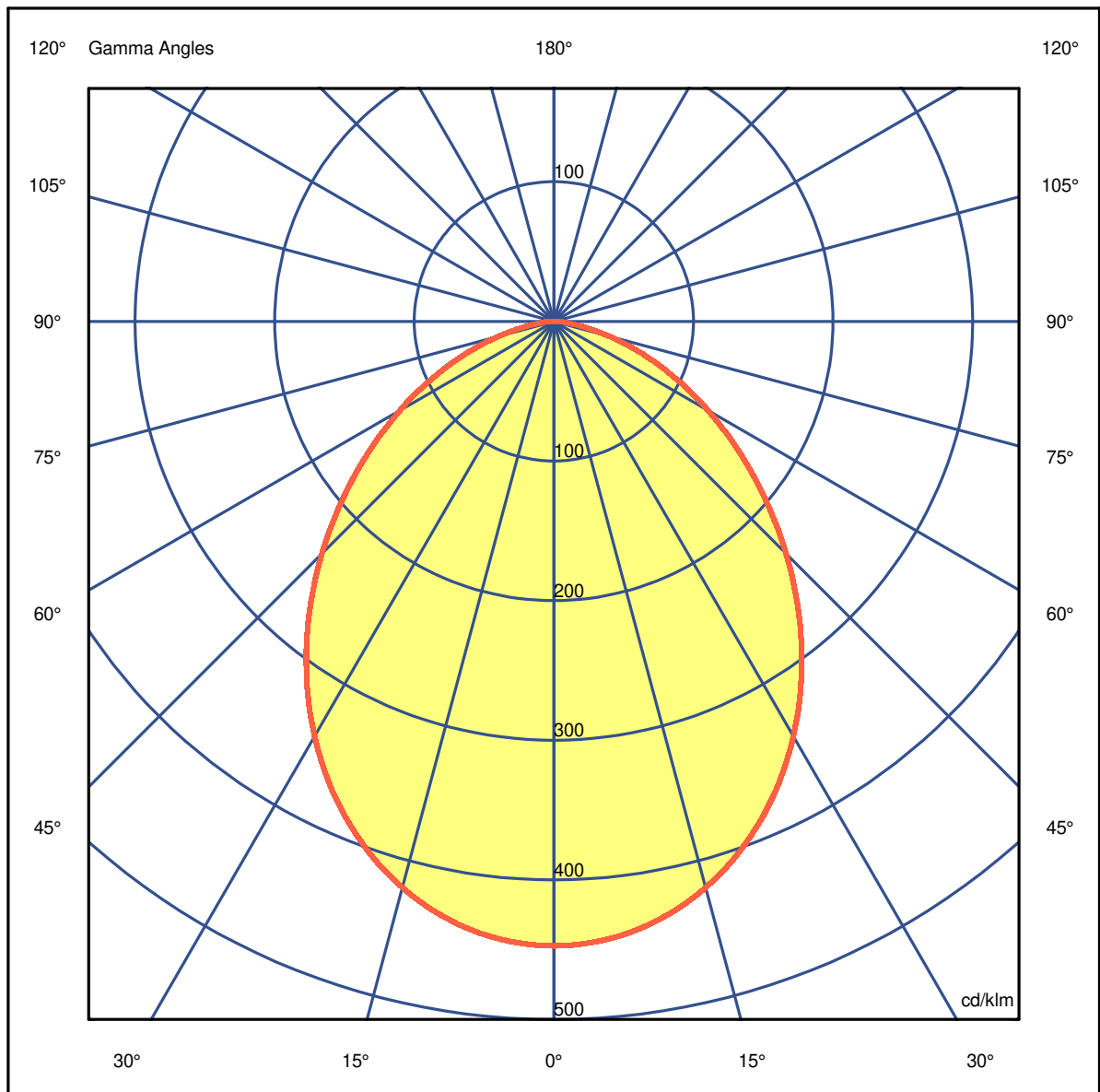
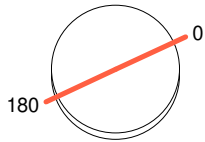
Code 00-8933-W1-L1
 Name GONG

Luminaire Flux	1401 lm	Luminaire Power	25.8 W	Efficacy	54.312 lm/W	Efficiency	100.00%
Source Flux	1401 lm	Maximum value	447.20 cd/klm	Position	C=0.00 G=0.00	CG	Rotosymmetrical

Diam=600mm

C Halfplanes

180.0  0.0



LedsC4

Luminaire

Code 00-8933-W1-L1
Name GONG

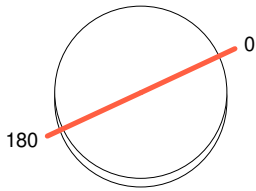
Measurem.

Code 00-8933-W1-L1
Name GONG

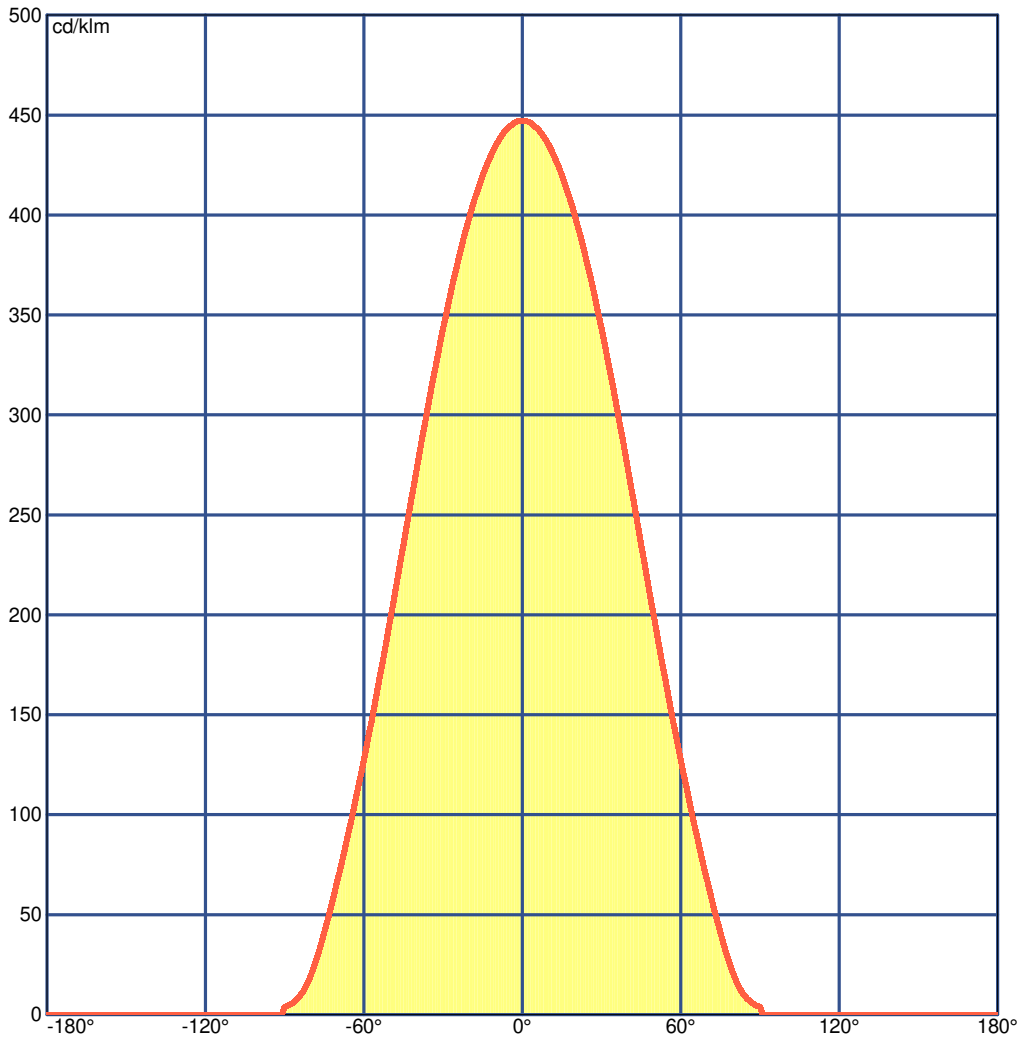
Luminaire Flux	1401 lm	Luminaire Power	25.8 W	Efficacy	54.312 lm/W	Efficiency	100.00%
Source Flux	1401 lm	Maximum value	447.20 cd/klm	Position	C=0.00 G=0.00	CG	Rotosymmetrical

Diam=600mm

C Halfplanes



180.0 ————— 0.0



Luminaire

Code 00-8933-W1-L1
Name GONG

Measurem.

Code 00-8933-W1-L1
Name GONG

Luminaire Flux	1401 lm	Luminaire Power	25.8 W	Efficacy	54.312 lm/W	Efficiency	100.00%
Source Flux	1401 lm	Maximum value	447.20 cd/klm	Position	C=0.00 G=0.00	CG	Rotosymmetrical

UGR
S = 0.250

Reflectancies										
Ceiling/Cavity	0.7	0.7	0.5	0.5	0.3	0.7	0.7	0.5	0.5	0.3
Walls	0.5	0.3	0.5	0.3	0.3	0.5	0.3	0.5	0.3	0.3
Working Plane	0.2	0.2	0.2	0.2	0.2	0.2	0.2	0.2	0.2	0.2
Room Dimensions	Lateral View					Viewed Endwise				
x=2H y=2H	15.4	16.6	15.7	16.8	17.1	15.4	16.6	15.7	16.8	17.1
x=2H y=3H	16.5	17.6	16.8	17.8	18.1	16.5	17.6	16.8	17.8	18.1
x=2H y=4H	16.8	17.9	17.2	18.1	18.4	16.8	17.9	17.2	18.1	18.4
x=2H y=6H	17.0	17.9	17.3	18.2	18.5	17.0	17.9	17.3	18.2	18.5
x=2H y=8H	17.0	18.0	17.4	18.3	18.6	17.0	18.0	17.4	18.3	18.6
x=2H y=12H	17.0	17.9	17.4	18.2	18.6	17.0	17.9	17.4	18.2	18.6
x=4H y=2H	15.9	16.9	16.2	17.2	17.5	15.9	16.9	16.2	17.2	17.5
x=4H y=3H	17.1	18.0	17.5	18.3	18.7	17.1	18.0	17.5	18.3	18.7
x=4H y=4H	17.6	18.4	18.0	18.7	19.1	17.6	18.4	18.0	18.7	19.1
x=4H y=6H	17.9	18.5	18.3	18.9	19.3	17.9	18.5	18.3	18.9	19.3
x=4H y=8H	17.9	18.5	18.3	18.9	19.3	17.9	18.5	18.3	18.9	19.3
x=4H y=12H	17.9	18.5	18.4	18.9	19.3	17.9	18.5	18.4	18.9	19.3
x=8H y=4H	17.8	18.4	18.2	18.8	19.2	17.8	18.4	18.2	18.8	19.2
x=8H y=6H	18.1	18.6	18.5	19.0	19.5	18.1	18.6	18.5	19.0	19.5
x=8H y=8H	18.2	18.6	18.6	19.1	19.5	18.2	18.6	18.6	19.1	19.5
x=8H y=12H	18.2	18.6	18.7	19.1	19.6	18.2	18.6	18.7	19.1	19.6
x=12H y=4H	17.7	18.3	18.2	18.7	19.1	17.7	18.3	18.2	18.7	19.1
x=12H y=6H	18.1	18.5	18.6	19.0	19.4	18.1	18.5	18.6	19.0	19.4
x=12H y=8H	18.2	18.6	18.7	19.0	19.5	18.2	18.6	18.7	19.0	19.5

Luminaire

Code 00-8933-W1-L1
Name GONG

Measurement

Code 00-8933-W1-L1
Name GONG

Luminaire Flux	1401 lm	Luminaire Power	25.8 W	Efficacy	54.312 lm/W	Efficiency	100.00%
Source Flux	1401 lm	Maximum value	447.20 cd/klm	Position	C=0.00 G=0.00	CG	Rotosymmetrical

Total Flux=1401.25 Luminaire Flux=1401.25

RI	0.60	0.80	1.00	1.25	1.50	2.00	2.50	3.00	4.00	5.00	10.00	20.00
DRR	0.36	0.45	0.52	0.60	0.65	0.73	0.78	0.82	0.86	0.89	0.94	0.97
RC	4	4	4	4	4	4	3	3	3	3	3	3

Zonal Flux per 1000 Lumen

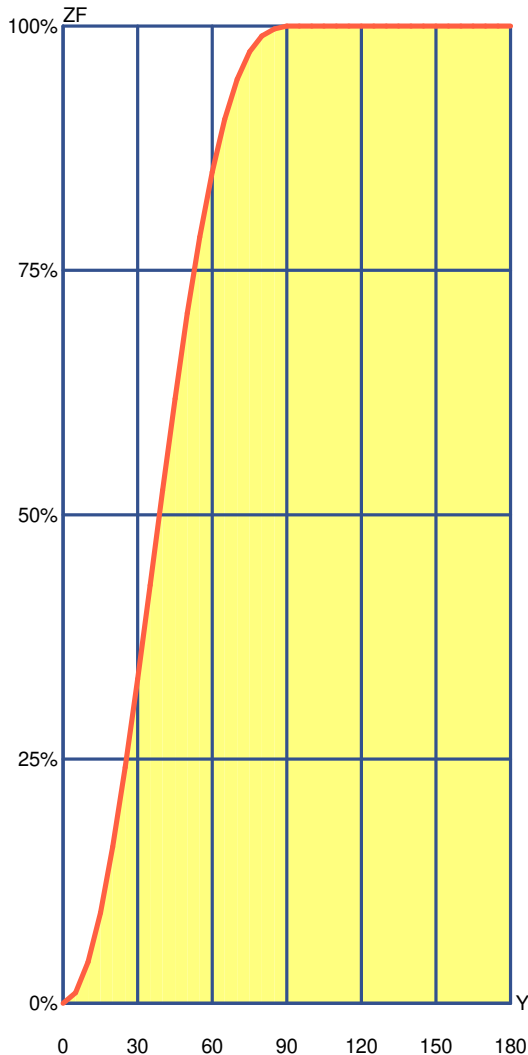
Y°	10	20	30	40	50	60	70	80	90	100	110	120	130	140	150	160	170	180
ZF(Y)	42	160	332	525	706	851	946	990	1000	1000	1000	1000	1000	1000	1000	1000	1000	1000

CIE Flux Codes

55 85 97 100 100

C.I.E.	4/4/4/4/4/3/3/3/3/3
D DIN 5040	A40
F UTE	1.00 D
B NBN	BZ 3
RN	0.00000 %
BLF	1.0

LOR	100.00000 %
ULOR	0.00000 %
DLOR	100.00000 %
UFF	0.00000 %
DFF	100.00000 %
FFR	0.00000 %



Gamma °	Zonal Flux			
	Flux	Sum lm	Flux [%]	Sum [%]
0°	0.00	0.00	0.00%	0.00 %
5°	10.65	10.65	1.07 %	1.07 %
10°	31.44	42.10	3.14 %	4.21 %
15°	50.69	92.79	5.07 %	9.28 %
20°	67.48	160.27	6.75 %	16.03 %
25°	81.00	241.26	8.10 %	24.13 %
30°	90.63	331.90	9.06 %	33.19 %
35°	96.01	427.91	9.60 %	42.79 %
40°	97.03	524.94	9.70 %	52.49 %
45°	93.94	618.88	9.39 %	61.89 %
50°	87.29	706.17	8.73 %	70.62 %
55°	77.88	784.05	7.79 %	78.41 %
60°	66.57	850.62	6.66 %	85.06 %
65°	54.13	904.75	5.41 %	90.47 %
70°	41.05	945.80	4.11 %	94.58 %
75°	28.01	973.81	2.80 %	97.38 %
80°	16.01	989.82	1.60 %	98.98 %
85°	7.16	996.98	0.72 %	99.70 %
90°	3.02	1000.00	0.30 %	100.00 %
95°	0.00	1000.00	0.00 %	100.00 %
100°	0.00	1000.00	0.00 %	100.00 %
105°	0.00	1000.00	0.00 %	100.00 %
110°	0.00	1000.00	0.00 %	100.00 %
115°	0.00	1000.00	0.00 %	100.00 %
120°	0.00	1000.00	0.00 %	100.00 %
125°	0.00	1000.00	0.00 %	100.00 %
130°	0.00	1000.00	0.00 %	100.00 %
135°	0.00	1000.00	0.00 %	100.00 %
140°	0.00	1000.00	0.00 %	100.00 %
145°	0.00	1000.00	0.00 %	100.00 %
150°	0.00	1000.00	0.00 %	100.00 %
155°	0.00	1000.00	0.00 %	100.00 %
160°	0.00	1000.00	0.00 %	100.00 %
165°	0.00	1000.00	0.00 %	100.00 %
170°	0.00	1000.00	0.00 %	100.00 %
175°	0.00	1000.00	0.00 %	100.00 %
180°	0.00	1000.00	0.00 %	100.00 %

LedsC4

Luminaire

Code 00-8933-W1-L1
Name GONG

Measurem.

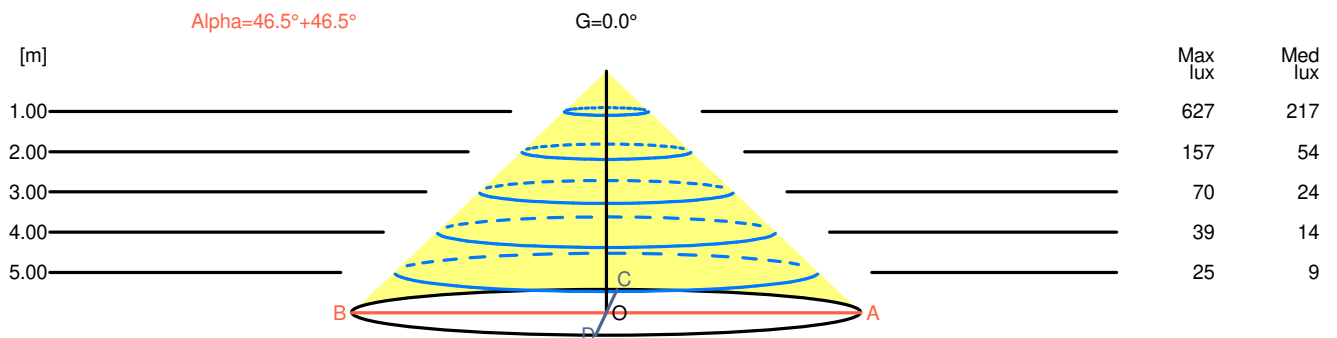
Code 00-8933-W1-L1
Name GONG

Luminaire Flux	1401 lm	Luminaire Power	25.8 W	Efficacy	54.312 lm/W	Efficiency	100.00%
Source Flux	1401 lm	Maximum value	447.20 cd/klm	Position	C=0.00 G=0.00	CG	Rotosymmetrical

Width at 50.00 % of Max Intensity

H[m]	1.00	2.00	3.00	4.00	5.00	H[m]	1.00	2.00	3.00	4.00	5.00
OA	1.05	2.11	3.16	4.22	5.27	OC	1.05	2.11	3.16	4.22	5.27
OB	1.05	2.11	3.16	4.22	5.27	OD	1.05	2.11	3.16	4.22	5.27

	Luminous Intensities [cd/klm]									
	0	5	15	25	35	45	55	65	75	85
OA	626.63	622.25	588.15	523.13	433.19	329.49	226.15	134.35	57.43	11.34
OB	626.63	622.25	588.15	523.13	433.19	329.49	226.15	134.35	57.43	11.34
OC	626.63	622.25	588.15	523.13	433.19	329.49	226.15	134.35	57.43	11.34
OD	626.63	622.25	588.15	523.13	433.19	329.49	226.15	134.35	57.43	11.34



H[m]	D[m]	Max lux	Med lux	Alpha=46.5°+46.5°	G=0.0	
1.00	2.11	627	217			
2.00	4.22	157	54			
3.00	6.33	70	24			
4.00	8.44	39	14			
5.00	10.55	25	9			

Luminaire

Code 00-8933-W1-L1
Name GONG

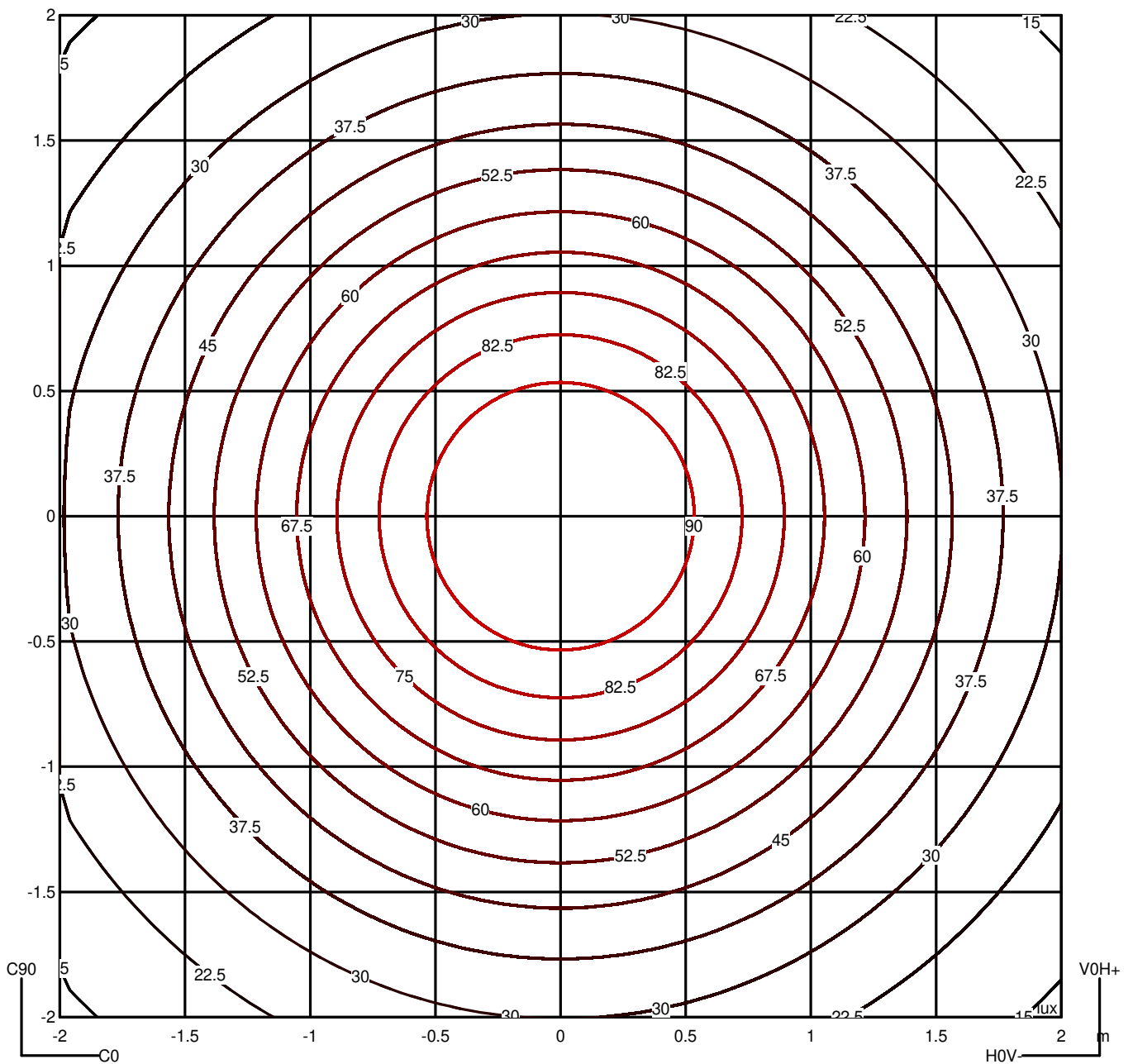
Measur.

Code 00-8933-W1-L1
Name GONG

Luminaire Flux	1401 lm	Luminaire Power	25.8 W	Efficacy	54.312 lm/W	Efficiency	100.00%
Source Flux	1401 lm	Maximum value	447.20 cd/klm	Position	C=0.00 G=0.00	CG	Rotosymmetrical

Isolux (Floor)

Luminaire position X=0.00m Y=0.00m Z=2.50m



LedsC4

Luminaire

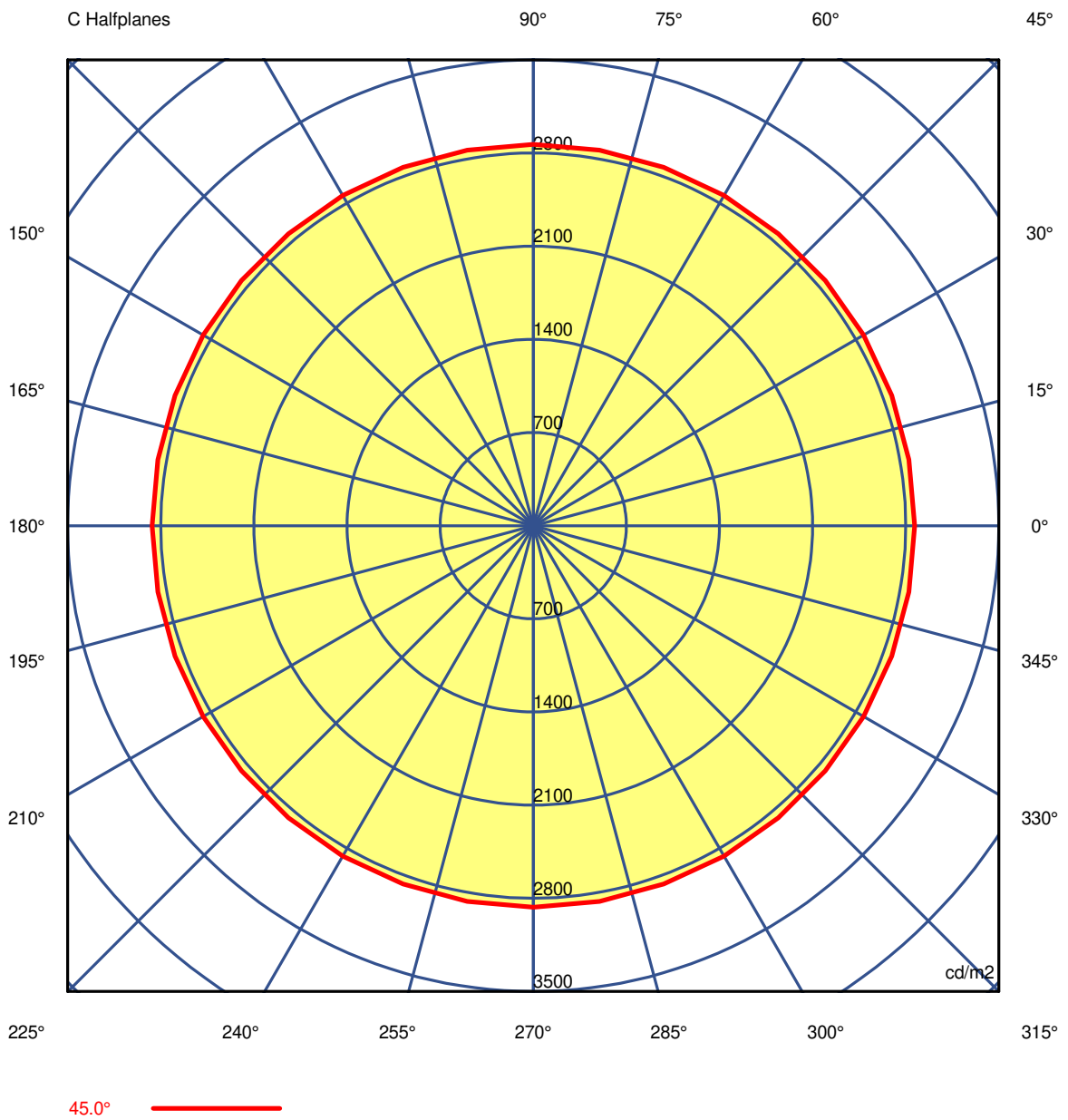
Code 00-8933-W1-L1
Name GONG

Measurem.

Code 00-8933-W1-L1
Name GONG

Luminaire Flux	1401 lm	Luminaire Power	25.8 W	Efficacy	54.312 lm/W	Efficiency	100.00%
Source Flux	1401 lm	Maximum value	447.20 cd/klm	Position	C=0.00 G=0.00	CG	Rotosymmetrical

Luminance



Luminaire

Code 00-8933-W1-L1
Name GONG

Measurement

Code 00-8933-W1-L1
Name GONG

Luminaire Flux	1401 lm	Luminaire Power	25.8 W	Efficacy	54.312 lm/W	Efficiency	100.00%
Source Flux	1401 lm	Maximum value	447.20 cd/klm	Position	C=0.00 G=0.00	CG	Rotosymmetrical

Luminance cd/m2 Table 1/3

	C 0.00	C 10.00	C 20.00	C 30.00	C 40.00	C 50.00	C 60.00	C 70.00	C 80.00	C 90.00	C 100.00	C 110.00	C 120.00
G 0.0	3853.89	3853.89	3853.89	3853.89	3853.89	3853.89	3853.89	3853.89	3853.89	3853.89	3853.89	3853.89	3853.89
G 5.0	3841.58	3841.58	3841.58	3841.58	3841.58	3841.58	3841.58	3841.58	3841.58	3841.58	3841.58	3841.58	3841.58
G 10.0	3805.12	3805.12	3805.12	3805.12	3805.12	3805.12	3805.12	3805.12	3805.12	3805.12	3805.12	3805.12	3805.12
G 15.0	3744.85	3744.85	3744.85	3744.85	3744.85	3744.85	3744.85	3744.85	3744.85	3744.85	3744.85	3744.85	3744.85
G 20.0	3660.21	3660.21	3660.21	3660.21	3660.21	3660.21	3660.21	3660.21	3660.21	3660.21	3660.21	3660.21	3660.21
G 25.0	3549.97	3549.97	3549.97	3549.97	3549.97	3549.97	3549.97	3549.97	3549.97	3549.97	3549.97	3549.97	3549.97
G 30.0	3413.41	3413.41	3413.41	3413.41	3413.41	3413.41	3413.41	3413.41	3413.41	3413.41	3413.41	3413.41	3413.41
G 35.0	3252.35	3252.35	3252.35	3252.35	3252.35	3252.35	3252.35	3252.35	3252.35	3252.35	3252.35	3252.35	3252.35
G 40.0	3068.50	3068.50	3068.50	3068.50	3068.50	3068.50	3068.50	3068.50	3068.50	3068.50	3068.50	3068.50	3068.50
G 45.0	2865.76	2865.76	2865.76	2865.76	2865.76	2865.76	2865.76	2865.76	2865.76	2865.76	2865.76	2865.76	2865.76
G 50.0	2647.77	2647.77	2647.77	2647.77	2647.77	2647.77	2647.77	2647.77	2647.77	2647.77	2647.77	2647.77	2647.77
G 55.0	2424.86	2424.86	2424.86	2424.86	2424.86	2424.86	2424.86	2424.86	2424.86	2424.86	2424.86	2424.86	2424.86
G 60.0	2195.31	2195.31	2195.31	2195.31	2195.31	2195.31	2195.31	2195.31	2195.31	2195.31	2195.31	2195.31	2195.31
G 65.0	1955.08	1955.08	1955.08	1955.08	1955.08	1955.08	1955.08	1955.08	1955.08	1955.08	1955.08	1955.08	1955.08
G 70.0	1685.38	1685.38	1685.38	1685.38	1685.38	1685.38	1685.38	1685.38	1685.38	1685.38	1685.38	1685.38	1685.38
G 75.0	1364.73	1364.73	1364.73	1364.73	1364.73	1364.73	1364.73	1364.73	1364.73	1364.73	1364.73	1364.73	1364.73
G 80.0	988.16	988.16	988.16	988.16	988.16	988.16	988.16	988.16	988.16	988.16	988.16	988.16	988.16
G 85.0	799.90	799.90	799.90	799.90	799.90	799.90	799.90	799.90	799.90	799.90	799.90	799.90	799.90
G 90.0	0.00	0.00	0.00	0.00	0.00	0.00	0.00	0.00	0.00	0.00	0.00	0.00	0.00

Luminaire

Code 00-8933-W1-L1
Name GONG

Measurement

Code 00-8933-W1-L1
Name GONG

Luminaire Flux	1401 lm	Luminaire Power	25.8 W	Efficacy	54.312 lm/W	Efficiency	100.00%
Source Flux	1401 lm	Maximum value	447.20 cd/klm	Position	C=0.00 G=0.00	CG	Rotosymmetrical

Luminance cd/m2 Table 2/3

	C 130.00	C 140.00	C 150.00	C 160.00	C 170.00	C 180.00	C 190.00	C 200.00	C 210.00	C 220.00	C 230.00	C 240.00	C 250.00
G 0.0	3853.89	3853.89	3853.89	3853.89	3853.89	3853.89	3853.89	3853.89	3853.89	3853.89	3853.89	3853.89	3853.89
G 5.0	3841.58	3841.58	3841.58	3841.58	3841.58	3841.58	3841.58	3841.58	3841.58	3841.58	3841.58	3841.58	3841.58
G 10.0	3805.12	3805.12	3805.12	3805.12	3805.12	3805.12	3805.12	3805.12	3805.12	3805.12	3805.12	3805.12	3805.12
G 15.0	3744.85	3744.85	3744.85	3744.85	3744.85	3744.85	3744.85	3744.85	3744.85	3744.85	3744.85	3744.85	3744.85
G 20.0	3660.21	3660.21	3660.21	3660.21	3660.21	3660.21	3660.21	3660.21	3660.21	3660.21	3660.21	3660.21	3660.21
G 25.0	3549.97	3549.97	3549.97	3549.97	3549.97	3549.97	3549.97	3549.97	3549.97	3549.97	3549.97	3549.97	3549.97
G 30.0	3413.41	3413.41	3413.41	3413.41	3413.41	3413.41	3413.41	3413.41	3413.41	3413.41	3413.41	3413.41	3413.41
G 35.0	3252.35	3252.35	3252.35	3252.35	3252.35	3252.35	3252.35	3252.35	3252.35	3252.35	3252.35	3252.35	3252.35
G 40.0	3068.50	3068.50	3068.50	3068.50	3068.50	3068.50	3068.50	3068.50	3068.50	3068.50	3068.50	3068.50	3068.50
G 45.0	2865.76	2865.76	2865.76	2865.76	2865.76	2865.76	2865.76	2865.76	2865.76	2865.76	2865.76	2865.76	2865.76
G 50.0	2647.77	2647.77	2647.77	2647.77	2647.77	2647.77	2647.77	2647.77	2647.77	2647.77	2647.77	2647.77	2647.77
G 55.0	2424.86	2424.86	2424.86	2424.86	2424.86	2424.86	2424.86	2424.86	2424.86	2424.86	2424.86	2424.86	2424.86
G 60.0	2195.31	2195.31	2195.31	2195.31	2195.31	2195.31	2195.31	2195.31	2195.31	2195.31	2195.31	2195.31	2195.31
G 65.0	1955.08	1955.08	1955.08	1955.08	1955.08	1955.08	1955.08	1955.08	1955.08	1955.08	1955.08	1955.08	1955.08
G 70.0	1685.38	1685.38	1685.38	1685.38	1685.38	1685.38	1685.38	1685.38	1685.38	1685.38	1685.38	1685.38	1685.38
G 75.0	1364.73	1364.73	1364.73	1364.73	1364.73	1364.73	1364.73	1364.73	1364.73	1364.73	1364.73	1364.73	1364.73
G 80.0	988.16	988.16	988.16	988.16	988.16	988.16	988.16	988.16	988.16	988.16	988.16	988.16	988.16
G 85.0	799.90	799.90	799.90	799.90	799.90	799.90	799.90	799.90	799.90	799.90	799.90	799.90	799.90
G 90.0	0.00	0.00	0.00	0.00	0.00	0.00	0.00	0.00	0.00	0.00	0.00	0.00	0.00

Luminaire

Code 00-8933-W1-L1
Name GONG

Measur.

Code 00-8933-W1-L1
Name GONG

Luminaire Flux	1401 lm	Luminaire Power	25.8 W	Efficacy	54.312 lm/W	Efficiency	100.00%
Source Flux	1401 lm	Maximum value	447.20 cd/klm	Position	C=0.00 G=0.00	CG	Rotosymmetrical

Luminance cd/m2 Table 3/3

	C 260.00	C 270.00	C 280.00	C 290.00	C 300.00	C 310.00	C 320.00	C 330.00	C 340.00	C 350.00
G 0.0	3853.89	3853.89	3853.89	3853.89	3853.89	3853.89	3853.89	3853.89	3853.89	3853.89
G 5.0	3841.58	3841.58	3841.58	3841.58	3841.58	3841.58	3841.58	3841.58	3841.58	3841.58
G 10.0	3805.12	3805.12	3805.12	3805.12	3805.12	3805.12	3805.12	3805.12	3805.12	3805.12
G 15.0	3744.85	3744.85	3744.85	3744.85	3744.85	3744.85	3744.85	3744.85	3744.85	3744.85
G 20.0	3660.21	3660.21	3660.21	3660.21	3660.21	3660.21	3660.21	3660.21	3660.21	3660.21
G 25.0	3549.97	3549.97	3549.97	3549.97	3549.97	3549.97	3549.97	3549.97	3549.97	3549.97
G 30.0	3413.41	3413.41	3413.41	3413.41	3413.41	3413.41	3413.41	3413.41	3413.41	3413.41
G 35.0	3252.35	3252.35	3252.35	3252.35	3252.35	3252.35	3252.35	3252.35	3252.35	3252.35
G 40.0	3068.50	3068.50	3068.50	3068.50	3068.50	3068.50	3068.50	3068.50	3068.50	3068.50
G 45.0	2865.76	2865.76	2865.76	2865.76	2865.76	2865.76	2865.76	2865.76	2865.76	2865.76
G 50.0	2647.77	2647.77	2647.77	2647.77	2647.77	2647.77	2647.77	2647.77	2647.77	2647.77
G 55.0	2424.86	2424.86	2424.86	2424.86	2424.86	2424.86	2424.86	2424.86	2424.86	2424.86
G 60.0	2195.31	2195.31	2195.31	2195.31	2195.31	2195.31	2195.31	2195.31	2195.31	2195.31
G 65.0	1955.08	1955.08	1955.08	1955.08	1955.08	1955.08	1955.08	1955.08	1955.08	1955.08
G 70.0	1685.38	1685.38	1685.38	1685.38	1685.38	1685.38	1685.38	1685.38	1685.38	1685.38
G 75.0	1364.73	1364.73	1364.73	1364.73	1364.73	1364.73	1364.73	1364.73	1364.73	1364.73
G 80.0	988.16	988.16	988.16	988.16	988.16	988.16	988.16	988.16	988.16	988.16
G 85.0	799.90	799.90	799.90	799.90	799.90	799.90	799.90	799.90	799.90	799.90
G 90.0	0.00	0.00	0.00	0.00	0.00	0.00	0.00	0.00	0.00	0.00

Luminaire

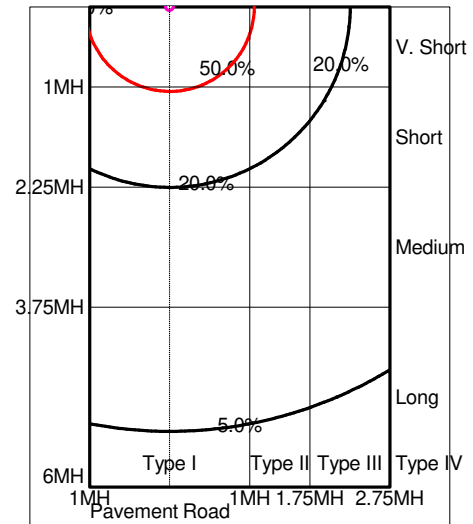
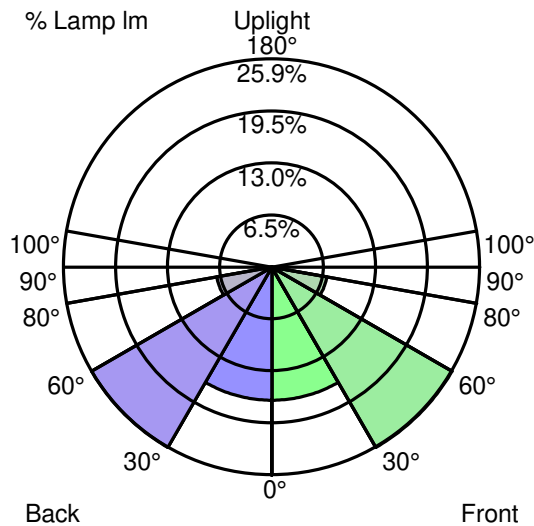
Code 00-8933-W1-L1
Name GONG

Measurement

Code 00-8933-W1-L1
Name GONG

Luminaire Flux	1401 lm	Luminaire Power	25.8 W	Efficacy	54.312 lm/W	Efficiency	100.00%
Source Flux	1401 lm	Maximum value	447.20 cd/klm	Position	C=0.00 G=0.00	CG	Rotosymmetrical

US ROAD STANDARDS



Luminaire Classification System (LCS)

LCS Zone	Lumens	%Lamp	%Lum
FL 0° -- 30°	232.5 lm	16.6 %	16.6 %
FM 30° -- 60°	363.5 lm	25.9 %	25.9 %
FH 60° -- 80°	97.6 lm	7.0 %	7.0 %
FVH 80° -- 90°	7.1 lm	0.5 %	0.5 %
BL 0° -- 30°	232.5 lm	16.6 %	16.6 %
BM 30° -- 60°	363.5 lm	25.9 %	25.9 %
BH 60° -- 80°	97.6 lm	7.0 %	7.0 %
BVH 80° -- 90°	7.1 lm	0.5 %	0.5 %
UL 90° -- 100°	0.0 lm	0.0 %	0.0 %
UH 100° -- 180°	0.0 lm	0.0 %	0.0 %
TOTALS	1401.2 lm	100.0 %	100.0 %
BUG B1 U0 G0 Type V Very Short Quadrilateral Symmetry			