
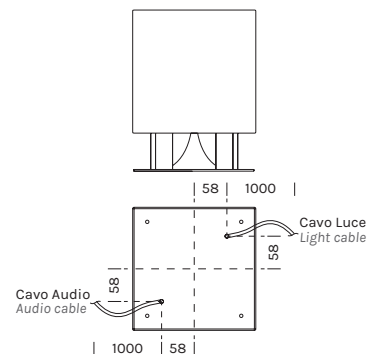


CEMENTO



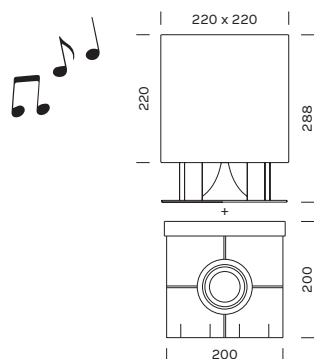
Cemento
Fascio di luce diffuso verso il basso
Driver: escluso
Pozzetto incluso

Concrete
 Light beam: diffused downward-projected
 Driver: excluded
 Manhole included



Speaker incluso / Speaker included

| | |
|------------------------------|-----------------|
| 701 | W 3000°K |
| Potenza/ Power | 4x 2,7W |
| Lumen | 4x 357 lm |
| CRI | >90 |
| Alimentazione/ Supply | 24Vdc |

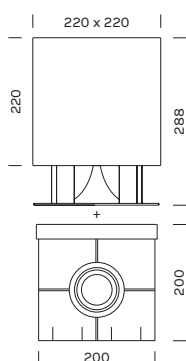


| Articolo Item | Temperatura Temperature |
|------------------|----------------------------|
| 701 | W |

80/160 Watt RMS/max, 4 Ohm, 62-22000Hz
80/160 Watt RMS/max, 4 Ohm, 62-22000Hz

Speaker escluso / Speaker excluded

| | |
|------------------------------|-----------------|
| 702 | W 3000°K |
| Potenza/ Power | 4x 2,7W |
| Lumen | 4x 357 lm |
| CRI | 85 |
| Alimentazione/ Supply | 24Vdc |



| Articolo Item | Temperatura Temperature |
|------------------|----------------------------|
| 702 | W |

Amplificatore bluetooth / Bluetooth amplifier

Articolo
Item

703

Driver in tensione / Constant voltage drivers

| Articolo Item | Potenza Power | IP | Dimensioni Dimensions | N° art. alimentabili N° of items powerable |
|------------------|------------------|----|--------------------------|---|
| 1A0143 | 14W | 67 | 90x39x19 | 1 |
| 1A0149 | 75W | 67 | 200x50x32 | 1-5 |