

# ALISIO APP INSTRUCTION



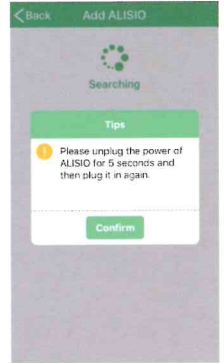
Step1:Scan QR code and download the APP-ALISIO(IOS/Andriod)  
Remark:Andriod version 5.0 or above



Step2:Install successfully



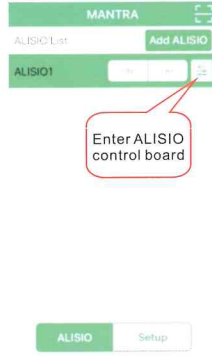
Step3:Start the APP and enable the bluetooth;



Step4:Unplug the power of ALISIO for 5 seconds and then plug it in again; Press "Add ALISIO"



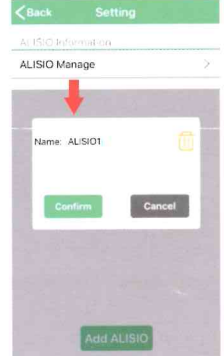
Step5:Searching and find "ALISIO"; Press "Add ALISIO", when the ALISIO flash, connect successfully



Step6:ON-turn on the light; OFF-turn off the light and fan;

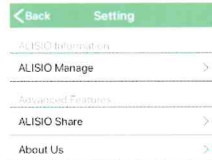


ALISIO control board



ALISIO Manage:  
1.Change name  
2.Delete "ALISIO"-APP out of control

ALISIO Share:  
Share the control to the mobile which without connection to ALISIO



Share

