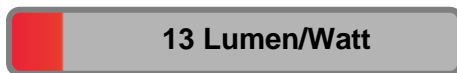


Messprotokoll

LQ41802AE



Lichteffizienz:



CRI:



Farbtemperatur:



Lichtstärke: 24,2 lm

Leuchtdichte: 13,1 cd

Leistung: 1,9 W

Powerfaktor: 0,3



Bestellnummer:

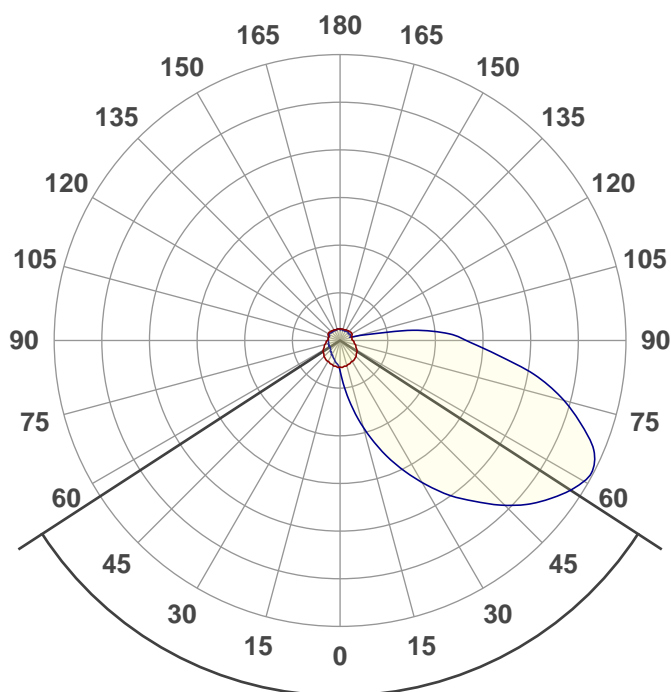
LQ41802AE

Messung erstellt:

10.11.2020 14:43:20

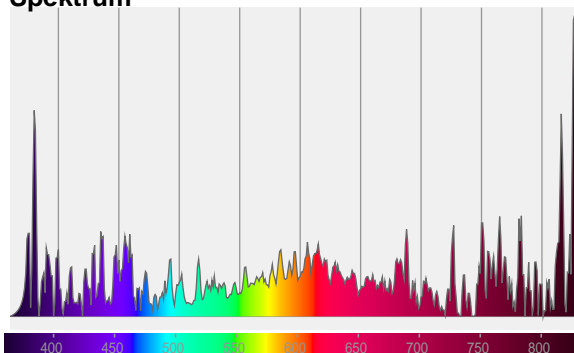
Beschreibung:

**LED Wandeinbau - anthrazit-
IP44 - 220-240V/AC - 1,8W -
3000K - 55lm - für Einbau in
tiefe Schalterdosen geeignet
- LQ230-Serie
(angeschlossen an
Labornetzteil)**

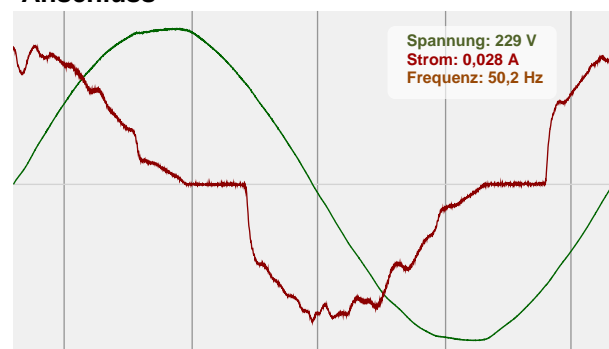


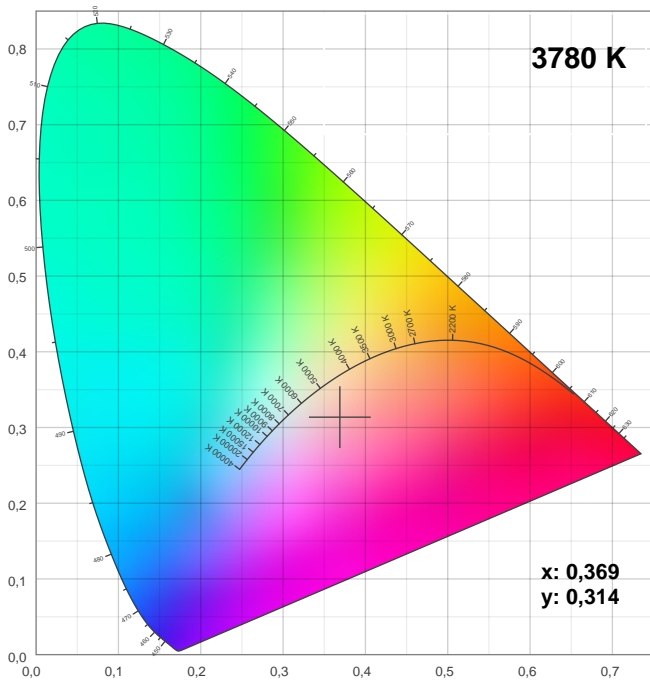
Abstrahlwinkel **114°**

Spektrum



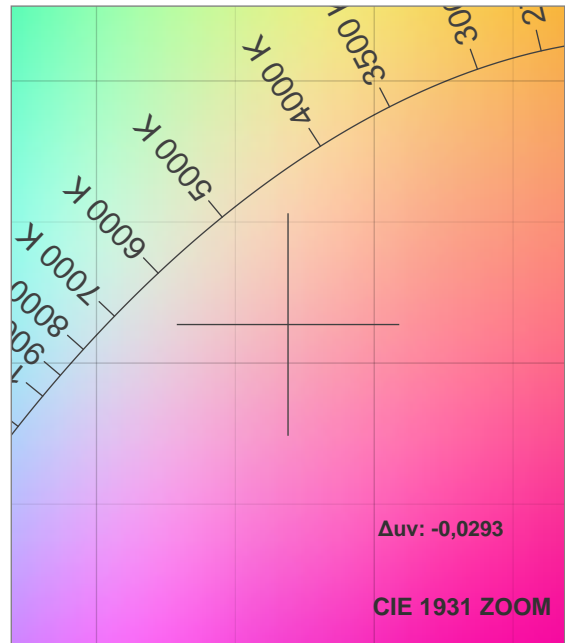
Anschluss



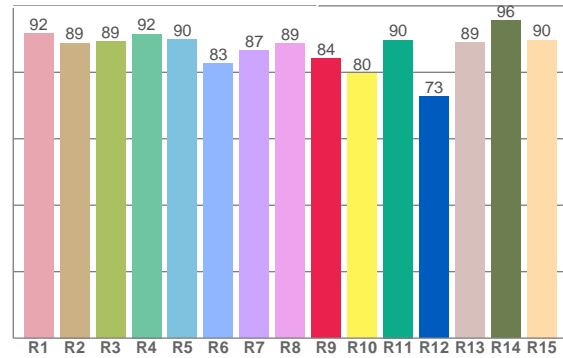
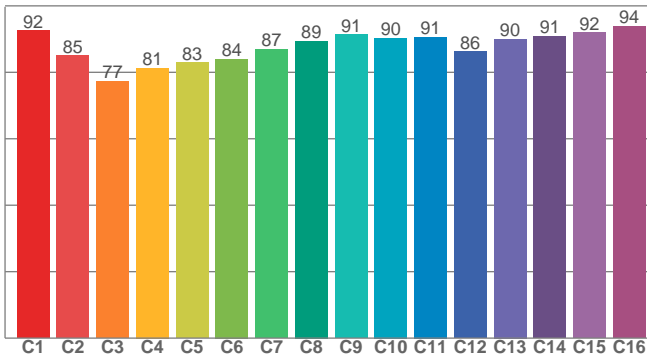


TM30: 87,5

CIE 1931



CRI: 88,7 (R1-R8)



CRI R-Werte, nur R1-R8 werden zur Berechnung des endgültigen CRI-Wertes verwendet

R1	R2	R3	R4	R5	R6	R7	R8	R9	R10	R11	R12	R13	R14	R15
91,7	88,8	89,3	91,5	90,0	82,7	86,6	88,8	84,1	79,6	89,7	72,7	88,9	95,6	89,7

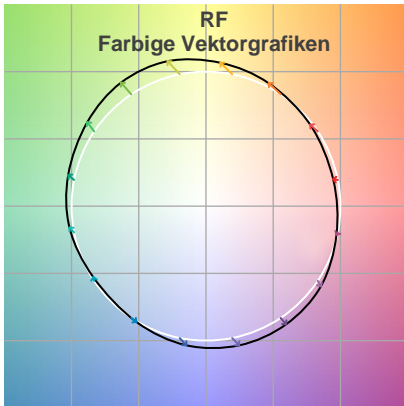
TM30 C-Werte, 16 eingelagerte Werte von insgesamt 99 C-Werten

C1	C2	C3	C4	C5	C6	C7	C8	C9	C10	C11	C12	C13	C14	C15	C16
92,5	85,0	77,3	81,3	82,9	84,0	86,9	89,4	91,3	90,3	90,6	86,2	90,0	90,9	91,9	93,8

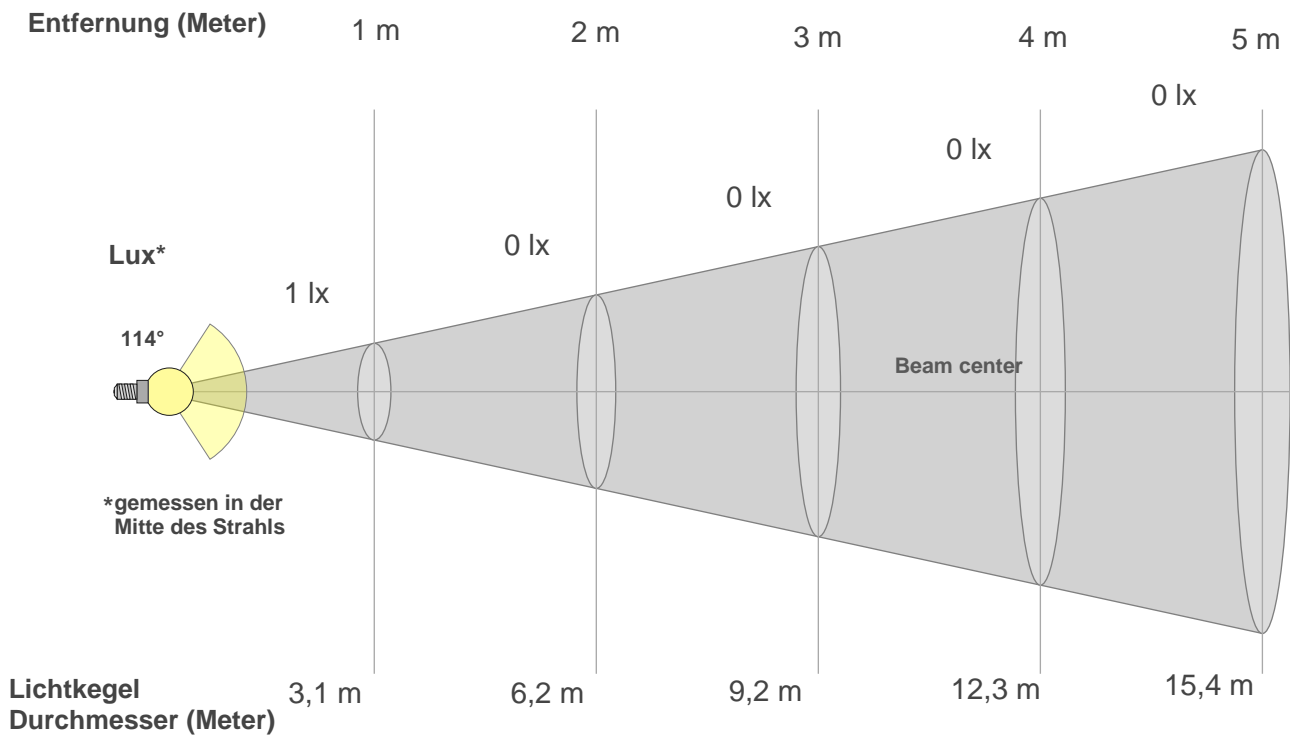
Farbparameter

Farbtemperatur CCT	CRI-Wert rendering CRI	Rotanteil R9 CRI R9	Farbtreue TM30 Rf	Farbbereich TM30 Rg
3780 K	88,7	84,1	87,5	107,9

TM30 Details



Lichtstrahl Details



Strahlintensitäten von 1-20m

1m	2m	3m	4m	5m	6m	7m	8m	9m	10m	3,3m	6,6m	9,8m	13,1m	16,4m	19,7m	23m	26,2m	29,5m	32,8m
1lx	0lx	0lx	0lx	0lx	0lx	0lx	0lx	0lx	0lx	0,1lx	0lx	0lx	0lx	0lx	0lx	0lx	0lx	0lx	0lx



Glare Evaluation According to UGR

p Decke	70	70	50	50	30	70	70	50	50	30
p Wand	50	30	50	30	30	50	30	50	30	30
p Boden	20	20	20	20	20	20	20	20	20	20
Raumgrößen X Y	Blickrichtung rechtwinklig zur Lampenachse					Blickrichtung parallel zur Lampenachse				
n/a	n/a	n/a	n/a	n/a	n/a	n/a	n/a	n/a	n/a	n/a
n/a	n/a	n/a	n/a	n/a	n/a	n/a	n/a	n/a	n/a	n/a
n/a	n/a	n/a	n/a	n/a	n/a	n/a	n/a	n/a	n/a	n/a
n/a	n/a	n/a	n/a	n/a	n/a	n/a	n/a	n/a	n/a	n/a
n/a	n/a	n/a	n/a	n/a	n/a	n/a	n/a	n/a	n/a	n/a
n/a	n/a	n/a	n/a	n/a	n/a	n/a	n/a	n/a	n/a	n/a
n/a	n/a	n/a	n/a	n/a	n/a	n/a	n/a	n/a	n/a	n/a
n/a	n/a	n/a	n/a	n/a	n/a	n/a	n/a	n/a	n/a	n/a
n/a	n/a	n/a	n/a	n/a	n/a	n/a	n/a	n/a	n/a	n/a
n/a	n/a	n/a	n/a	n/a	n/a	n/a	n/a	n/a	n/a	n/a
n/a	n/a	n/a	n/a	n/a	n/a	n/a	n/a	n/a	n/a	n/a
n/a	n/a	n/a	n/a	n/a	n/a	n/a	n/a	n/a	n/a	n/a
n/a	n/a	n/a	n/a	n/a	n/a	n/a	n/a	n/a	n/a	n/a
Variation der Beobachterposition für den Leuchtenabstand S										
n/a	n/a					n/a				
n/a	n/a					n/a				
n/a	n/a					n/a				
Standard-Tabelle	n/a					n/a				
Korrektur Zusammenfassung	n/a					n/a				
Korrigierte Blendungsindizes bezogen auf 24,2 lm Gesamtlichtstrom										

UGR data could not be calculated due to missing/wrong symmetry. Goto Edit->Photometric->Corrections and select Correct asymmetry.