



Paulmann

Safety Instructions

1, 2, 3, 4, 5, 6, 7, 8, 11, 13, 14, 19, 21, 28, 33, 34



ENERGY 2019/2015

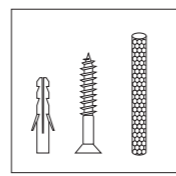
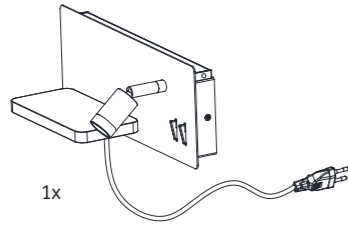


www.paulmann.com/symbols

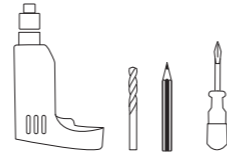
Paulmann Licht GmbH
Quezinger Feld 2
31832 Springe
Germany

www.paulmann.com

Art.-Nr.: 711.03



Incl.



(+MA 326) PTL 07/23



A

Safety Instructions
Nr. 3, 4, 5, 6 off

! To reduce the risk of strangulation the flexible wiring connected to this luminaire shall be effectively fixed to the wall if the wiring is within arm's reach.

B1 B2

! Nr. 1-7

B1 B2

! Nr. 1-7

C1 C2

C1 C2

D1 D2

230V~

D1 D2

230V~ 7mm 14mm

Safety Instructions
Nr. 3, 4, 5, 6 off

E1 E2

F1 F2

G

90° 350°

H

i off <3s on **10% - 40% - 100%**
off >5s on **On / Off**

i On / Off

I

i On / Off

J

USB Type-C
5V DC
max. 2A

not incl. USB Type-C Cable

