

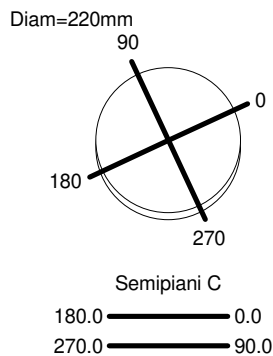
Luminaire

Code 1408350A
Name GOPLE T NRO+BLUE ZAFFIRO

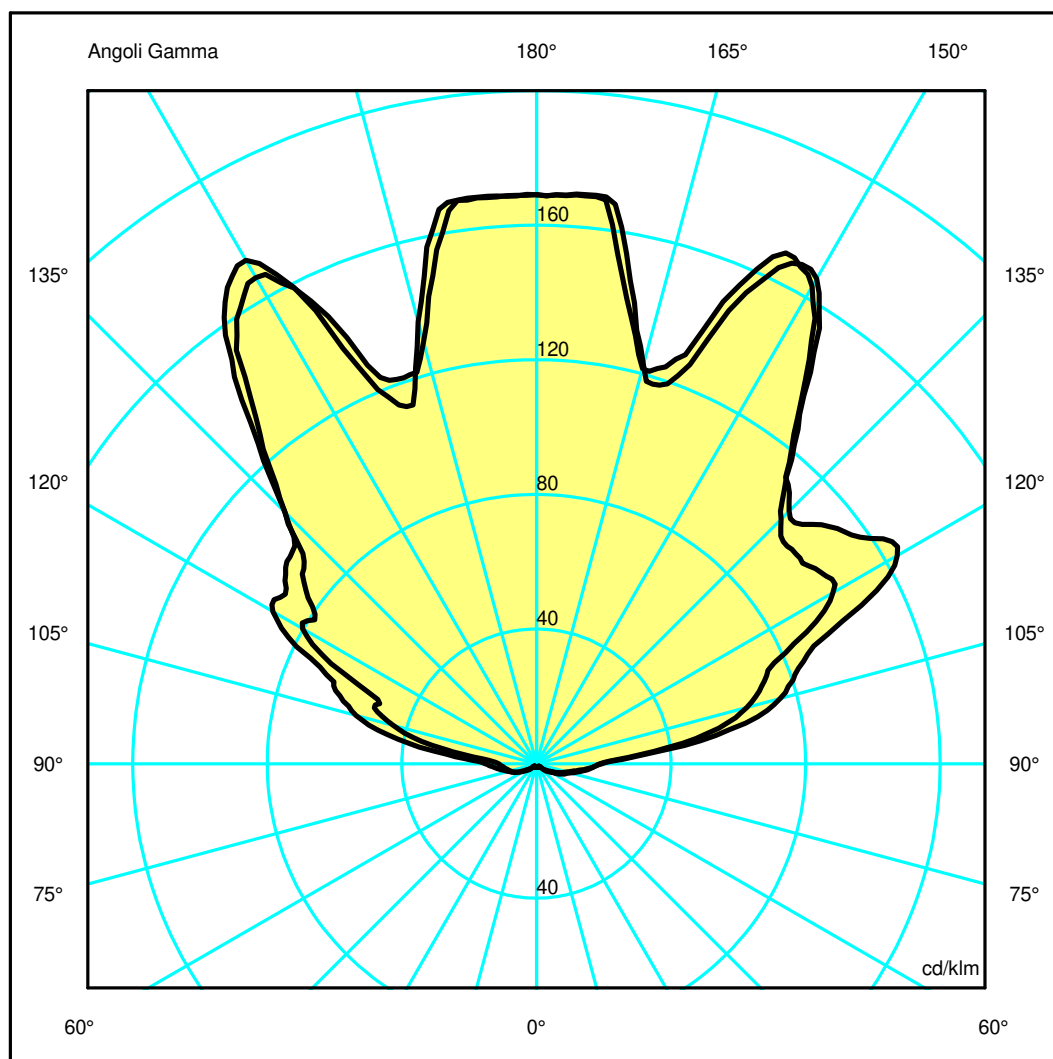
Measurerm.

Code FTS2102024
Name GOPLE T NRO+BLUE ZAFFIRO

Luminaire Flux	1456.48 lm	Luminaire Power	20.00 W	Efficacy	72.82 lm/W	Efficiency	59.40%
Sources Flux	2452.00 lm	Maximum value	174.63 cd/klm	Position	C=150.00 G=149.00	CG	Asymmetrical
Round Luminaire		Diam.	220 mm	Height	410 mm		
Round Luminous Area		Diam.	220 mm	Height	150 mm		
Horizontal Luminous Area			0.038013 m2	Emitting area on Plane 180°			0.066000 m2
Emitting area on Plane 0°			0.066000 m2	Emitting area on Plane 270°			0.000000 m2
Emitting area on Plane 90°			0.000000 m2	Glare area at 76°			0.073236 m2
Coordinate system		CG		Symmetry Type		Asymmetrical	
Date		24-07-2018		Maximum Gamma Angle		180	
Measurement Distance		0.00		Measurement Flux		2452.00 lm	
Greenplux LCG607150 20W E27 3000K							
C.I.E.	5 16 45 6 59			D DIN 5040	--		
F UTE	--			B NBN	BZ 10		



ULOR 55.88 %
DLOR 3.52 %
RN 94.07 %



Luminaire

Code 1408350A
Name GOPLE T NRO+BLUE ZAFFIRO

Measurement

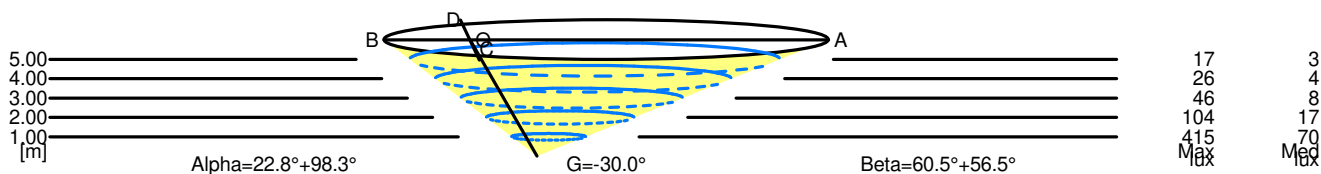
Code FTS2102024
Name GOPLE T NRO+BLUE ZAFFIRO

Luminaire Flux	1456.48 lm	Luminaire Power	20.00 W	Efficacy	72.82 lm/W	Efficiency	59.40%
Sources Flux	2452.00 lm	Maximum value	174.63 cd/klm	Position	C=150.00 G=149.00	CG	Asymmetrical
Round Luminaire		Diam.	220 mm	Height	410 mm		
Round Luminous Area		Diam.	220 mm	Height	150 mm		
Horizontal Luminous Area			0.038013 m2	Emitting area on Plane 180°			0.066000 m2
Emitting area on Plane 0°			0.066000 m2	Emitting area on Plane 270°			0.000000 m2
Emitting area on Plane 90°			0.000000 m2	Glare area at 76°			0.073236 m2
Coordinate system		CG		Symmetry Type			Asymmetrical
Date		24-07-2018		Maximum Gamma Angle			180
Measurement Distance		0.00		Measurement Flux			2452.00 lm
Greenplux LCG607150 20W E27 3000K							
C.I.E.	5 16 45 6 59			D DIN 5040	--		
F UTE	--			B NBN	BZ 10		

Width at 50.00 % of Max Intensity

H[m]	1.00	2.00	3.00	4.00	5.00	H[m]	1.00	2.00	3.00	4.00	5.00
OA	3.09	6.17	9.26	12.34	15.43	OC	2.04	4.07	6.11	8.15	10.19
OB	0.74	1.48	2.22	2.95	3.69	OD	1.74	3.48	5.22	6.97	8.71

	Luminous Intensities [cd/klm]									
	0	5	15	25	35	45	55	65	75	85
OA	414.65	415.35	298.05	407.56	341.72	260.41	287.98	246.03	184.06	80.88
OB	414.65	415.20	333.44	334.04	396.86	259.17	199.48	154.25	108.51	38.85
OC	414.65	416.18	300.72	388.50	348.10	251.88	248.04	206.87	158.72	75.19
OD	414.65	414.19	318.50	359.62	380.61	259.76	222.73	181.72	136.26	59.16



5.00	19.12	17	3	
4.00	15.30	26	4	
3.00	11.47	46	8	
2.00	7.65	104	17	
1.00	3.82	415	70	
H[m]	D[m]	Max lux	Med lux	Alpha=22.8°+98.3° G=-30.0

5.00	18.89	17	3	
4.00	15.11	26	4	
3.00	11.34	46	8	
2.00	7.56	104	17	
1.00	3.78	415	70	
H[m]	D[m]	Max lux	Med lux	Beta=56.5°+60.5° G=0.0