

Safety Instructions

1, 2, 3, 4, 5, 6, 7, 10, 12, 13, 14, 15, 16,
17, 18, 19, 20, 21, 22, 24, 28, 33, 34



Info

www.paulmann.com

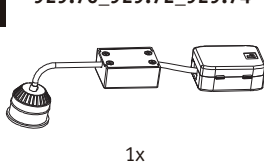
Paulmann Licht GmbH
Quezinger Feld 2
31832 Springe
Germany

www.paulmann.com

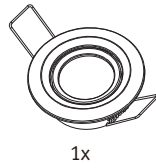
Art.-Nr.: 929.70
929.71
929.72
929.73
929.74
929.75
929.76



929.70_929.72_929.74



1x

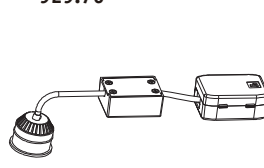


1x




2x

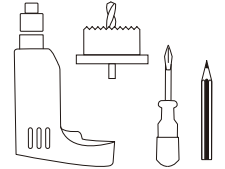
929.76



1x



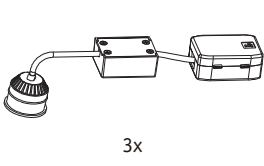
2x



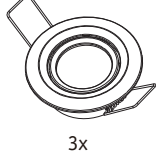
(+MA326) PSPU 01/20



929.71_929.73_929.75



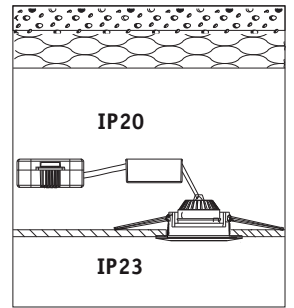
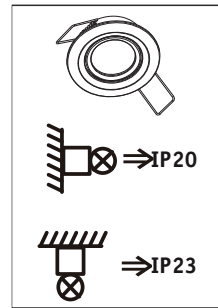
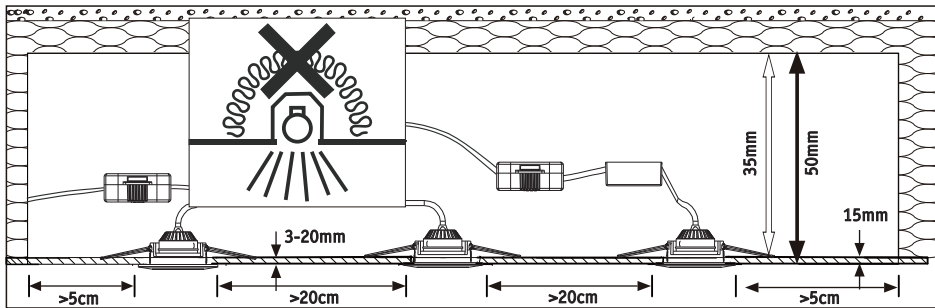
3x



3x



6x



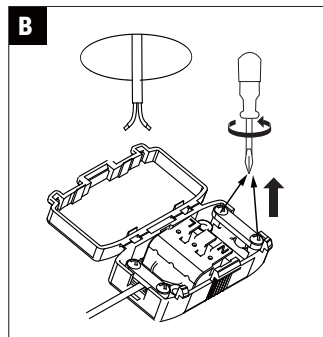
A

Safety Instructions
Nr. 1, 4, 5, 7

off

item number	hole size
929.70_929.71	ø54mm
929.72_929.73	ø54mm
929.74_929.75	ø55mm

ø x mm

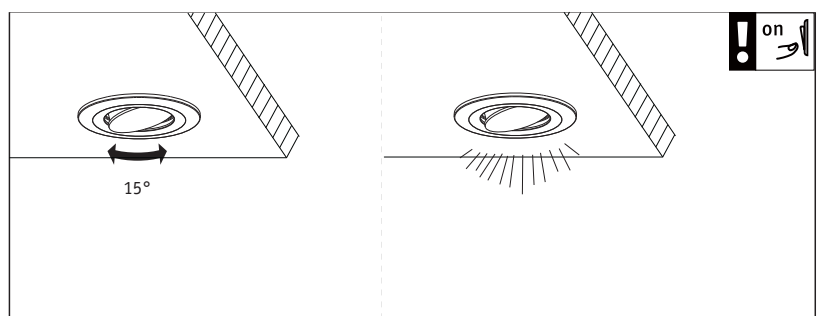
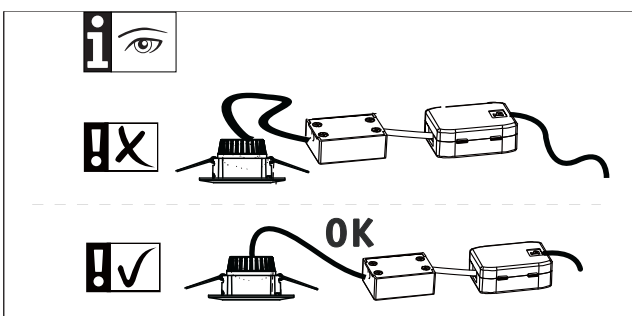
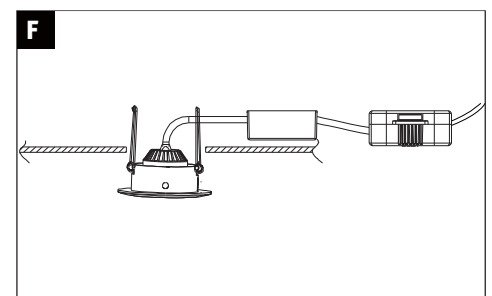
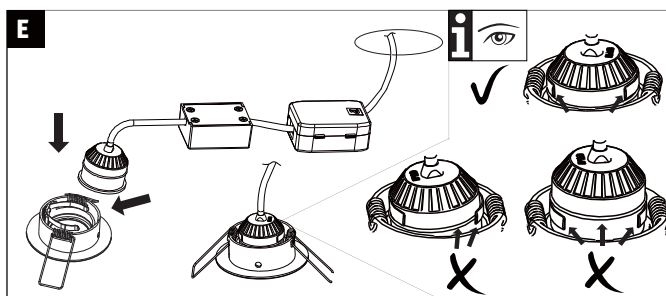
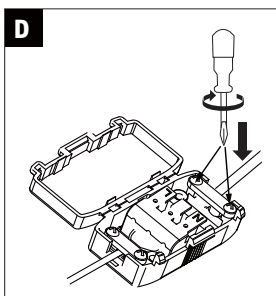




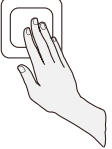

C

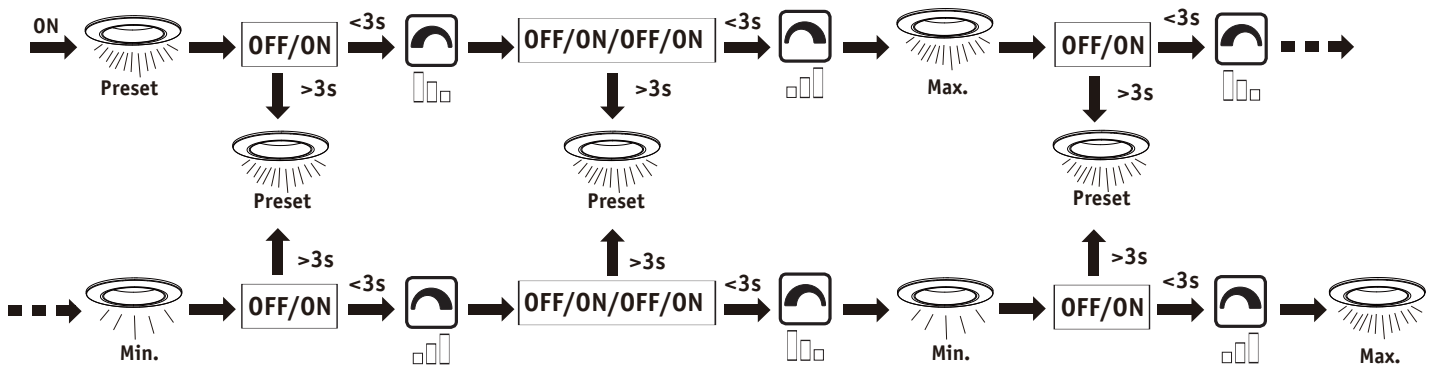
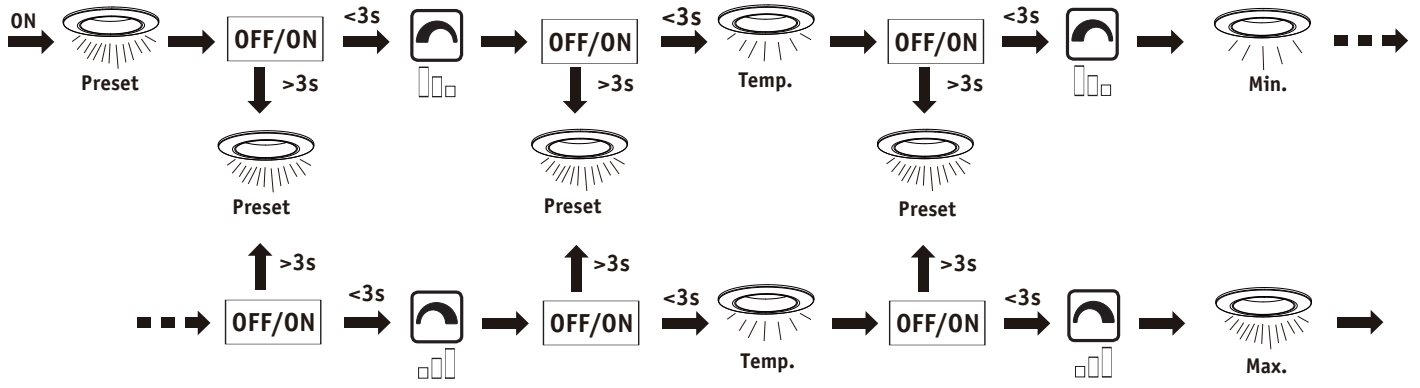
a.

b.

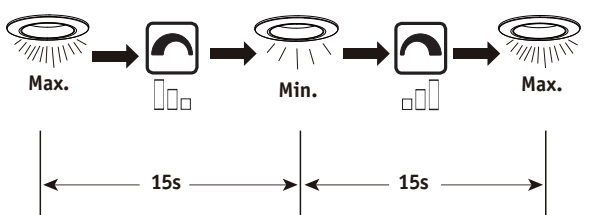
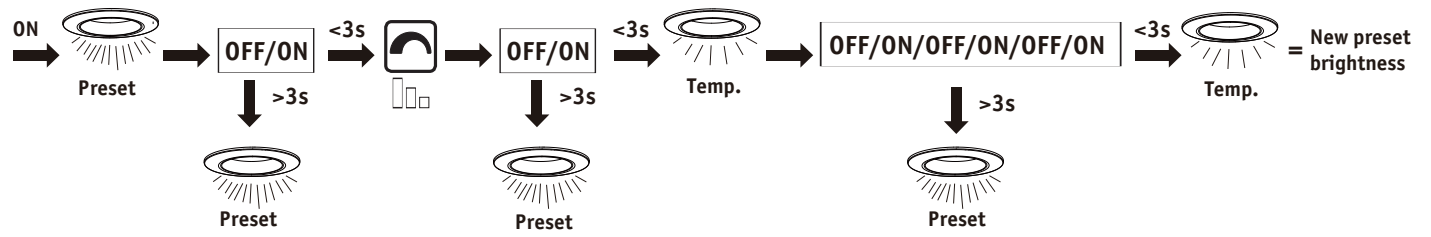
Nr. 3, 4, 5, 6



 Preset preset brightness (original preset brightness = max. brightness)	 Max. max. brightness	 brightness to dark	 on 
 Temp. temporary brightness	 Min. min. brightness	 brightness to bright	



• Preset-function •



ENERG Y IJA IE IA
енергия · ενεργεια


A++
A+
A+
A
B
C
D
E

5 kWh/1000h

300 lm
4.2 W
230 V

∇ warm white
2700K



CRI/Ra ≥ 80



ON OFF  ≥50.000

≈30x 1.000h

Lumen 60% <1 s

∅35 mm

CE  21 PAP 

390092976