



WEVER & DUCRÉ
LIGHTING

HEXO mini 1.0

300420G0

Project

Type

Notes

Quantity

Date

GENERAL

Wall
Surface
Gold
IP20
Interior
405^a, 445^b, 450^c lm

LED

Lamp PAR16
PAR16
Socket GU10
max. 12 W
L70 / 50000 h

OPTICAL

Beam angle 48°

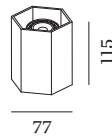
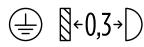

PHYSICAL

Diameter 77 mm
Height 115 mm
0.23 kg

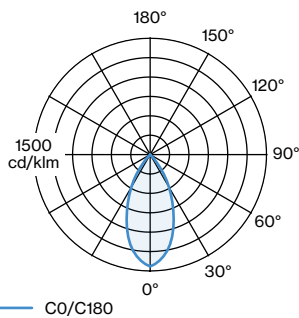
ELECTRICAL

100 - 240 V
Total connected power 8.8^c, 8.9^b, 10^a
W
PC1
Safety distance 0.3 m

- ^a LED 1800-2850K CRI 90 silver
- ^b LED 3000K CRI 80 white
- ^c LED 2700K CRI 80 white



LIGHT DISTRIBUTION



[300420G0] The technical data represent rated values for an ambient temperature of 25°C. The data values for the luminous flux are initially subject to a tolerance of +/- 10%, those for the electrical connected load are initially subject to a tolerance of +/- 10%, and those for the colour temperature are initially subject to a tolerance of +/- 150 K. No liability is assumed for typographical or printing errors. The general terms and conditions of Wever & Ducré BVBA apply.
© Wever & Ducré BVBA · Spinnerijstraat 99/21 · 8500 Kortrijk · Belgium · www.weverducre.com



WEVER & DUCRÉ
LIGHTING

HEXO mini 1.0

300420G0

CONE DIAGRAM

LED 2700K CRI ≥ 80 White

h (m)	EO° (lx)	ø (m)
1	666	0.89
2	167	1.78
3	74	2.66
4	41	3.55
5	26	4.44

LED LAMPS

PAR16 LED Lamp

TYPE	COLOUR	Ø · H (MM)	ORDERCODE
2700K >90 CRI GU10	Jet Black	ø50 · 58	9 0 1 2 2 8 B 3
3000K >90 CRI GU10	Jet Black	ø50 · 58	9 0 1 2 2 8 B 5
2700K >80 CRI GU10	Signal White	ø50 · 58	9 0 1 2 2 8 W 2
2700K >90 CRI GU10	Signal White	ø50 · 58	9 0 1 2 2 8 W 3
3000K >80 CRI GU10	Signal White	ø50 · 58	9 0 1 2 2 8 W 4

PAR16 LED Lamp | Ambient

TYPE	Ø · H (MM)	ORDERCODE
1800-2850K >90 CRI GU10	ø50 · 58	9 0 1 2 2 9 S 9