

ZOE VARIO 210 SURFACE MOUNT BOX

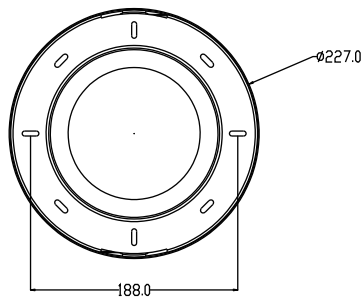
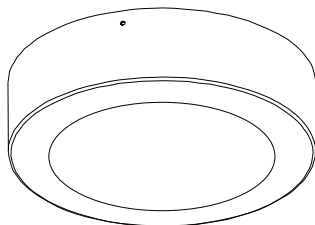
| | | | | | |
|----|---------------------------|----|--------------------------|-----|----------------------------|
| EN | Installation Instructions | HR | Uputstvo za montažu | SE | Installationsanvisning |
| DE | Montageanleitung | NL | Montagehandleiding | RU | Инструкция по монтажу |
| CZ | Montážní návod | RO | Instructiuni de montaj | SRB | Instrukcija za instalaciju |
| DK | Monteringsvejledning | IT | Istruzioni di montaggio | SK | Montážny návod |
| EE | Paigaldusjuhend | LT | Montavimo Instrukcijos | SLO | Navodilo za montažo |
| FI | Asennusohje | LV | Instalācijas instrukcija | CN | 安装说明书 |
| FR | Notice de montage | NO | Monteringsanvisning | | |
| HU | Szerelési útmutató | PL | Instrukcja montażu | | |

1. Installation and commissioning may only be carried out by authorised specialists and wired in accordance with the latest IEE electrical regulations or the national standards.
2. Mains power must be switched off before carrying out installation.
3. The manufacturer, shall not be liable for any damage resulting from inappropriate modifications to the luminaire or faulty installation.
4. Indoor use only.

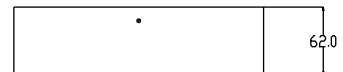


You can help protect the environment!

Please remember to respect the local regulations: hand in non-working electrical equipment to an appropriate waste disposal centre. The packaging material is recyclable. Dispose of the packaging in an environmentally friendly manner and make it available for the recyclable material collection service.



96635258 ZOE VARIO 210 SURFACE MOUNT BOX



Compatible with:

| | |
|----------|--|
| 96632687 | ZOE VARIO LED DL 210 1600 830/35/40 |
| 96632688 | ZOE VARIO LED DL 210 2000 830/35/40 |
| 96635241 | ZOE VARIO LED DL 210 2000 830/35/40 HFIX |

