

Luminaire

Code A0447W50
Name TOLOMEO LED FARETTO C/INT.DIMM. 2700K

Measur.

Code FTS1701367
Name TOLOMEO LED FARETTO C/INT.DIMM. 2700K

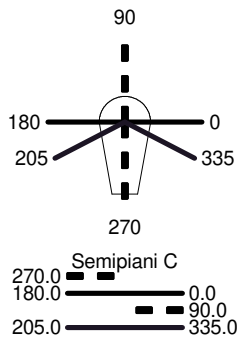
Luminaire Flux	592.96 lm	Luminaire Power	10.00 W	Efficacy	59.30 lm/W	Efficiency	100.00%
Lamps Flux	592.96 lm	Maximum value	560.64 cd/klm	Position	C=335.00 G=1.00	CG Sym. on planes 270-90	
Round Luminaire		Diam.	150 mm	Height	100 mm		
Round Luminous Area		Diam.	142 mm	Height	0 mm		
Horizontal Luminous Area		0.015837 m2		Emitting area on Plane 180°	0.000000 m2		
Emitting area on Plane 0°	0.000000 m2		Emitting area on Plane 270°		0.000000 m2		
Emitting area on Plane 90°	0.000000 m2		Glare area at 76°		0.003831 m2		
Coordinate system	CG Roads		Symmetry Type		Sym. on planes 270-90		
Date	11-09-2017		Maximum Gamma Angle		180		
Measurement Distance	0.00		Measurement Flux		592.96 lm		

LED Flux=846lm LED Power=8W Eff=70% EfcLed=106lm/W EfcLum=59lm/W CCT=2700K Ra=90 SDCM=2 L90(20K)=118000h

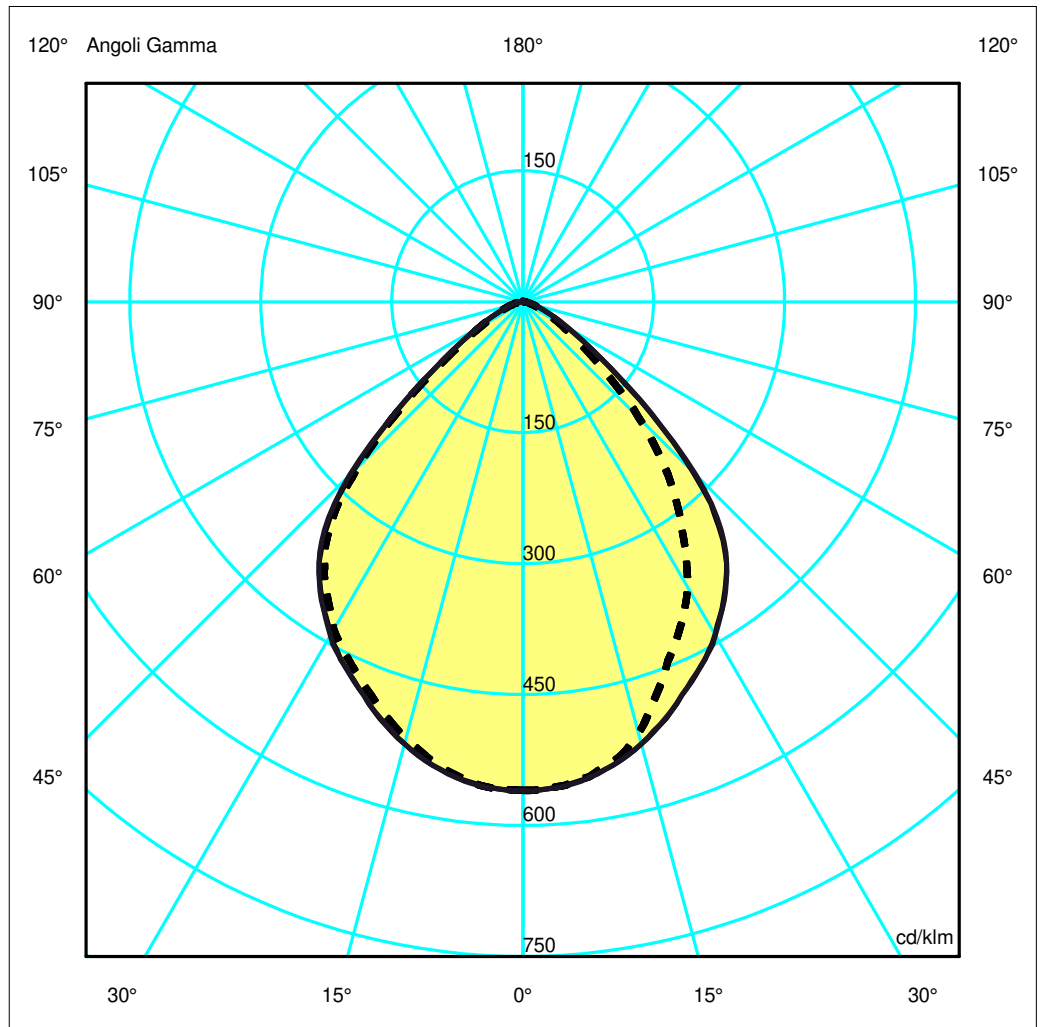
C.I.E. 69 95 99 100 100

D DIN 5040

A50



ULOR 0.42 %
DLOR 99.58 %
RN 0.42 %



Luminaire

Code A0447W50
Name TOLOMEO LED FARETTO C/INT.DIMM. 2700K

Measur.

Code FTS1701367
Name TOLOMEO LED FARETTO C/INT.DIMM. 2700K

Luminaire Flux	592.96 lm	Luminaire Power	10.00 W	Efficacy	59.30 lm/W	Efficiency	100.00%
Lamps Flux	592.96 lm	Maximum value	560.64 cd/klm	Position	C=335.00 G=1.00	CG Sym. on planes 270-90	
Round Luminaire		Diam.	150 mm	Height	100 mm		
Round Luminous Area		Diam.	142 mm	Height	0 mm		
Horizontal Luminous Area		0.015837 m2		Emitting area on Plane 180°	0.000000 m2		
Emitting area on Plane 0°	0.000000 m2		Emitting area on Plane 270°		0.000000 m2		
Emitting area on Plane 90°	0.000000 m2		Glare area at 76°		0.003831 m2		
Coordinate system	CG Roads		Symmetry Type		Sym. on planes 270-90		
Date	11-09-2017		Maximum Gamma Angle		180		
Measurement Distance	0.00		Measurement Flux		592.96 lm		

LED Flux=846lm LED Power=8W Eff=70% EfcLed=106lm/W EfcLum=59lm/W CCT=2700K Ra=90 SDCM=2 L90(20K)=118000h

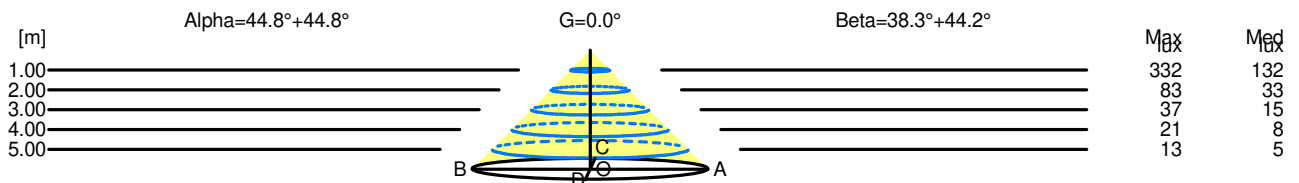
C.I.E.	69 95 99 100 100	D DIN 5040	A50
--------	------------------	------------	-----

Width at 50.00 % of Max Intensity

H[m]	1.00	2.00	3.00	4.00	5.00	H[m]	1.00	2.00	3.00	4.00	5.00
OA	0.99	1.98	2.98	3.97	4.96	OC	0.79	1.58	2.37	3.16	3.95
OB	0.99	1.98	2.98	3.97	4.96	OD	0.97	1.94	2.92	3.89	4.86

Luminous Intensities [cd/klm]

	0	5	15	25	35	45	55	65	75	85
OA	331.97	329.64	310.89	278.80	239.45	163.36	59.18	21.33	7.19	2.50
OB	331.97	329.64	310.89	278.80	239.45	163.36	59.18	21.33	7.19	2.50
OC	331.97	329.90	303.72	249.67	188.67	111.50	43.85	17.03	6.03	2.11
OD	331.97	329.85	306.80	273.27	233.96	158.15	53.31	18.94	6.90	2.58



H[m]	D[m]	Max lux	Med lux	Alpha=44.8°+44.8°	G=0.0
1.00	1.98	332	132		
2.00	3.97	83	33		
3.00	5.95	37	15		
4.00	7.94	21	8		
5.00	9.92	13	5		

H[m]	D[m]	Max lux	Med lux	Beta=44.2°+38.3°	G=0.0
1.00	1.76	332	132		
2.00	3.52	83	33		
3.00	5.29	37	15		
4.00	7.05	21	8		
5.00	8.81	13	5		