

BESTLITE BL6 // WALL LAMP, CORD WITH SWITCH, EU MODEL

Designed by Robert Dudley Best

PRODUCT



Item no.: 001-0610X
+ style code

DESCRIPTION

Bestlite has been in continuous production since 1930. Robert Dudley Best created Bestlite design. He was highly influenced by the Bauhaus. In the past 80 years, people appreciated the lamps and it decorates many homes, hotels and restaurants worldwide. Loved by architects, designers and design aficionados throughout its 80-year history, today, Bestlite enjoys global iconic status.

VERSION - BESTLITE WALL LAMP BL6

Shade and base: Black, White or Off-White
Tube and arm: Chrome

RAL codes are indicative.

- Fabric wire - Black:
- Black / White inside // RAL 9004 / RAL 9003 // Gloss level 20 / Gloss level 20
- Fabric wire - Off-White:
- Off-White / White inside // RAL 1015 / RAL 9003 // Gloss level 20 / Gloss level 20
- Fabric wire - White:
- White / White inside // RAL 9003 / RAL 9003 // Gloss level 20 / Gloss level 20

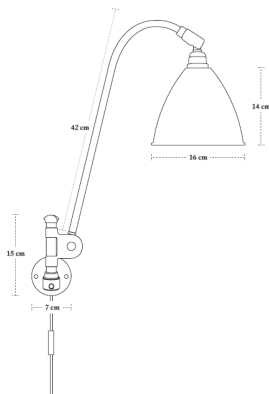
Please contact us for other colours or finishes.

VERSION

Order item - look for part number in the pricelist.

Series contains the following:

BL5, BL6, BL7, BL10



COLOURS



FACTS

MEASUREMENT - L X W X H MM

Lamp height: 150+420 mm
Tube length: 150 mm
Shade height: 140 mm
Shade diameter: Ø160 mm
Cord - total length w/sw: App. 2400 mm
Cord - exposed out of lamp: App. 2000 mm

WEIGHT ITEM - LAMP INCL. WIRE

1024 g

PACKAGING TYPE

White cardboard box w/ 5ply corrugated

PACKAGING MEASUREMENT - L X W X H CM

L:22 x W:61 x H:26 cm

WEIGHT PACKAGING - MATERIAL TYPE

- Paper Egg crate: 834,5 g
- PE polybag: 60 g
- Bestlite key: 18 g
- PE polybag: 1 g
- Cardboard inside: 98,5 g
- Cardboard outside: 768 g

WEIGHT PACKAGING - TOTAL

2802 g

NUMBER OF PARCELS

1 pcs.

LIGHT SOURCE

- Socket: E14 base
- Recommended light source: *All fluorescens light bulbs*
- Recommended wattage: 9 W = (40 WATT incandescent bulbs)
- Max wattage: 13 W
- Recommended light source: *Halogen light bulb*
- Recommended wattage: 28 W = (40 WATT incandescent bulbs)
- Max wattage: 28 W

- All lamps can be fitted with a dimmer.
Please contact your local electrician.

- Lightbulb not included

BESTLITE BL6 // WALL LAMP, CORD WITH SWITCH, EU MODEL

Designed by Robert Dudley Best

CLEANING AND MAINTENANCE

Use a soft damp cloth when cleaning your Bestlite lamp. Do not use household cleaners.

ACCESSORIES

Item no.: 001-99058A plug EU

ENVIRONMENT

-

TESTS

-

CERTIFICATION AND LABELS

CE-CERTIFIED

STANDARD - (* = Standard for each country/region)

STOCK - BL6*

Cord with switch. 2 pin plug

- Euro plug: Type C, 2 PIN, 2,5 amp

- Euro voltage: 230 V

- Frequency: 50 Hz

- Supply voltage: AC power ~

- Normally Closed IP20



Class II / Double insulated



CE-Mark



Luminaires accepted for mounting on a flammable base

KOMPONENTS

01 // Shade Ø16 cm.

05 // E14 lamp holder

10 // Insulating ring

11 // Internal shade ring

12 // External shade ring

13 // Lamper holder cover

15 // Universal joint

16 // Bestlite arm

18 // Bestlite clip

19 // Bestlite nut

20 // Bestlite bolt

21 // Tension spring

22 // Fibre washer

23 // Cord grip

24 // Cord grip cover

25 // Acetate

26 // Top knob

30 // Tube

38 // Textile covered cord

40 // Switch

45 // Wall bracket

49 // Screw 9x19 mm

51 // Mounting plate Ø7 cm

58 // Plug

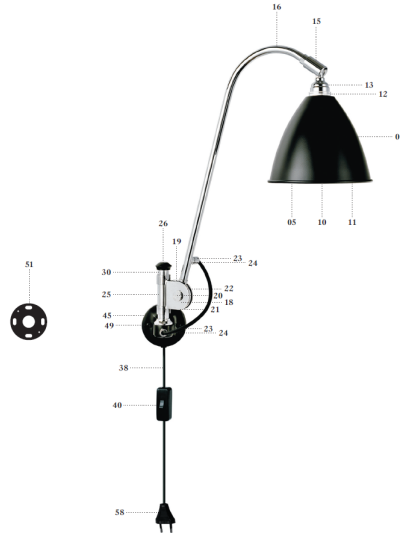
Item no.: 001-0610X

MATERIAL

Shade and base: Powder coated aluminium

Tube and arm: Chromed steel

Textile covered cord

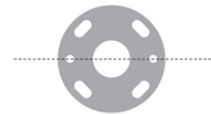


INSTALLATION INSTRUCTIONS

The Bestlite key:

It's a practical tool that enables you to fasten the lamp arm. Simply use it like a screwdriver in the slot in the Bestlite nut.

53 handles for position
Adjust or rotate continuously, and use directly on your wall for accurate placing of the lamp.
Make use of the additional key!



Technical information:

Light intensity: 1000 lm (E14) recommended or 4000 lm (E27)
Not power of watt changing light bulb.
No dimming and dimmer or other use or use in damp/wet rooms.

Some advice on cleaning your Bestlite:

Powder coated parts - shade, bracket and shade:
Wipe the parts with a damp cloth instead in warm water and a bit of mild detergent.

Chrome plated parts:

Wipe the parts with a damp cloth and avoid using any polishing agents.
If the surface is dirty use a neutral polish made especially for chromium or other soft metals.

Be only soft cloth for wiping and polishing, never sponge or steel wool.
Do not use abrasive household cleaners.
Do not use acids or suitable cleaning materials, glass cleaner or household ammonia.

BESTLITE - GUBI (Bakkevej) 7-8, DK-2100, Copenhagen, Denmark - www.bestlite.com



See also:

Complete list of our Bestlite
You have chosen a genuine design object, which has been
carefully and thoughtfully designed for over 70 years.
Be inspired and look for the Bestlite collection of
lighting products in our online shop. You will find the same quality
and design in all our products.
www.bestlite.com

Bestlite

BESTLITE
DESIGNED IN DENMARK

