

PRODUCT DATASHEET

OFFICE LINE CURVE SUSPENDED 0.6M 24W 840

Office Line Curve | Suspended office ceiling luminaire with rope



Areas of application

- Office lighting

Product benefits

- Attractive and functional design for office applications
- Suspended mounting to light up the working surface
- Rope for easy on/off
- Length of rope can be flexibly shortened

Product features

- Lifetime up to 30,000 h

TECHNICAL DATA

Electrical data

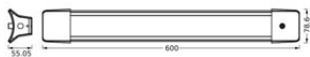
Nominal wattage	24.00 W
Nominal voltage	220...240 V
Mains frequency	50...60 Hz
Nominal current	129.000 mA
Inrush current time T _{h50}	2.6 µs
Max. number of luminaires per miniature circuit breaker B16	17
Max. number of luminaires per miniature circuit breaker C16	22
Power factor λ	> 0.70
Total harmonic distortion	< 90 %
Protection class	II
Operating mode	Electronic control gear (ECG)

Photometrical data

Luminous flux	2100 lm
Luminous efficacy	85 lm/W
Color temperature	4000 K
Light color (designation)	Cool White
Color rendering index Ra	≥80
Standard deviation of color matching	6 sdcm
Photobiological safety group acc. to EN62778	RG1
Beam angle	98 °

Dimensions & Weight

Length	600.00 mm
Width	78.60 mm
Height	55.05 mm
Product weight	500.00 g



OFFICE LINE CURVE SUSP 0.6M
24W 840

Materials & Colors

Product color	White
Housing color	White
Body material	Polycarbonate (PC)
Cover material	Polycarbonate (PC)
Glow Wire Test according to IEC 60695-2-12	650 °C
Mercury content	0.0 mg

Application & Mounting

Ambient temperature range	-20...+40 °C
Temperature range at storage	-20...+80 °C
Type of connection	Push button terminal, 2-pole
Type of protection	IP20
Protection class IK (shock resistance)	IK06
Dimmable	No
Mounting type	Suspended
Application environment	Indoor
With light source	Yes
Replaceable light source	No

Lifespan

Lifespan L70/B50 at 25 °C	30000 h ¹⁾
Number of switching cycles	15000

¹⁾ t[h]: L70 / B50 @ 25 °C (Ta), t[h]: L80 / B10 @ 25 °C (Ta), t[h]: L90 / B10 @ 25 °C (Ta)

Certificates & Standards

Luminaire with limited surface temperature, "D sign"	No
Ball shot safe	No
Replaceable light source (EPREL)	Not replaceable





EQUIPMENT / ACCESSORIES

- Complete mounting and connecting accessories included

Safety advice

- All electrical connections must be made by a qualified person.
- Caution, risk of electric shock.
- Check wall-ceiling for suitability. If uncertain, seek professional advice.

DOWNLOAD DATA

Documents and certificates		Document name
	User instruction / safety instructions	OFFICE LINE CURVE SUSPENSION
	Legal information	Safety insert G11219279
	Declarations of conformity	CE Declaration Office Line
	Declarations of conformity UKCA	UKCA Declaration Office Line

LOGISTICAL DATA

Product code	Packaging unit (Pieces/Unit)	Dimensions (length x width x height)	Gross weight	Volume
4099854536779	Folding box 1	82 mm x 127 mm x 673 mm	687.00 g	7.01 dm ³
4099854536786	Shipping box 4	685 mm x 275 mm x 185 mm	3780.00 g	34.85 dm ³

The mentioned product code describes the smallest quantity unit which can be ordered. One shipping unit can contain one or more single products. When placing an order, for the quantity please enter single or multiples of a shipping unit.

DISCLAIMER

Subject to change without notice. Errors and omission excepted. Always make sure to use the most recent release.