



1433/NE CALABRONE

design emiliana martinelli, 2016

Wall or ceiling lamp, swivel direct light, swivel head. Structure in aluminum in black color. LED light source integrated, driver included inside the body lamp (code 1433/NE) or remote (1433/J/NE).

Interchangeable lens 10° - 40° (on request)

1433/NE calabrone

family:	calabrone	Body Color:	●
Designers:	Emiliana Martinelli	Body Materials:	aluminium
Utilization:	indoor		
Typology:	wall		
Certifications:			
Market:	This item is available in the following countries: EUROPE		

Dimensions

Width:	-
Height:	-
Length:	-
Depth:	40
Diameter:	4,5 cm

Hole Diameter:	-
Hole Depth:	-
Net weight:	2,5 Kg

Light Source

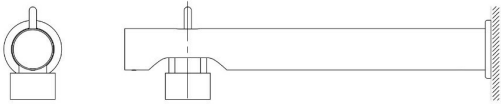
Watt:	9W
Lumen:	1334 lm
Light Source:	led
CRI:	>80
duration:	50000
CCT:	3000K
Energy degree:	A++

Device Specifications

Type of emission:	direct	Power cable length:	-	Driver:	included
Power:	-	Steel cable length:	-	Power supply assembly:	internal
Light output:	-	Glow Wire Test:	-	Power supply:	electronic power supply
Beam angle:	-	Impact Resistance:	-	Type of dimming:	-
				Voltage:	230V



technical drawing

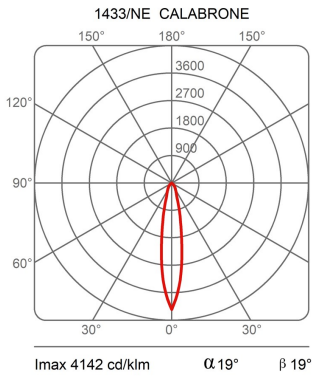


Dimensions

Width: -
Height: -
Length: -
Depth: 40
Diameter: 4,5 cm

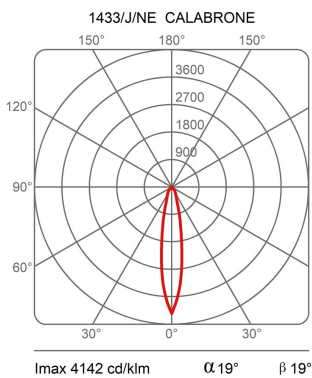
Hole Diameter: -
Hole Depth: -
Net weight: 2,5 Kg

photometrics data



9W 3000K LED

h (m)	Ø	Em (lux)
h1	0.3/0.3	1553
h2	0.7/0.7	388
h3	1.0/1.0	173
h4	1.3/1.4	97
h5	1.6/1.7	62



9W 3000K LED

h (m)	Ø	Em (lux)
h1	0.3/0.3	1553
h2	0.7/0.7	388
h3	1.0/1.0	173
h4	1.3/1.4	97
h5	1.6/1.7	62



CALABRONE 1433/NE

design emiliana martinelli, 2016

