

PRODUCT



COLOURS



// Charcoal black / Brass



// Grey / Brass



// Matt-White / Brass



// All Brass

Item no.: 001-0713X
+ style code

Don't polish the brass

DESCRIPTION

Bestlite has been in continuous production since 1930. Robert Dudley Best created Bestlite design. He was highly influenced by the Bauhaus. In the past 80 years, people appreciated the lamps and it decorates many homes, hotels and restaurants worldwide. Loved by architects, designers and design aficionados throughout its 80-year history, today, Bestlite enjoys global iconic status.

VERSION - BESTLITE WALL LAMP BL7

Shade: Charcoalblack, Matt-White or Grey
Tube and arm: Brass with lacquered surface

Shade and base: Brass with lacquered surface
Tube and arm: Brass with lacquered surface

RAL codes are indicative.

- Fabric wire - Black:
- Charcoal black/Brass / White inside // RAL 9011 / RAL 9003 // Gloss level 20 / Gloss level 20
- Grey w/Brass / White inside // RAL 2604005 / RAL 9003 // Gloss level 30 / Gloss level 20
- Brass w/Brass / White inside // - / RAL 9003 // - / Gloss level 20

- Fabric wire - Off-White:
- Matt-White w/Brass / White inside // RAL 9003 / RAL 9003 // Gloss level 20 / Gloss level 20

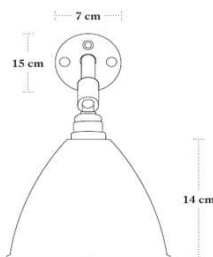
Please contact us for other colours or finishes.

VERSION

Order item - look for part number in the pricelist.

Series contains the following:

BL5, BL6, BL7, BL10



FACTS

MEASUREMENT - L X W X H MM

Lamp height: 290 mm
Tube length: - mm
Shade height: 140 mm
Shade diameter: Ø160 mm
Cord - total length w/sw: App. 2400 mm
Cord - exposed out of lamp: App. 2000 mm

WEIGHT ITEM - LAMP INCL. WIRE
489 g

PACKAGING TYPE
White cardboard box w/ 5ply corrugated

PACKAGING MEASUREMENT - L X W X H CM
L:26 x W:28 x H:20 cm

WEIGHT PACKAGING - MATERIAL TYPE

- Paper Egg crate: 280,5 g
- PE polybag: 60 g
- Cardboard inside: 26 g
- Cardboard outside: 206 g

WEIGHT PACKAGING - TOTAL
1001 g

NUMBER OF PARCELS
1 pcs.

LIGHT SOURCE

- Socket: E14 base
- Recommended light source: *All fluorescens light bulbs*
- Recommended wattage: 9 W = (40 WATT incandescent bulbs)
- Max wattage: 13 W

- Recommended light source: *Halogen light bulb*
- Recommended wattage: 9 W = (40 WATT incandescent bulbs)
- Max wattage: 28 W

- All lamps can be fitted with a dimmer.
Please contact your local electrician.

- Lightbulb not included

CLEANING AND MAINTENANCE

Use a soft damp cloth when cleaning your Bestlite lamp. Do not use household cleaners.

ACCESSORIES

-

ENVIRONMENT


-

TESTS

-

CERTIFICATION AND LABELS

CE-CERTIFIED



STOCK - BL7 Hard-wired (unswitched):
 No cord, no switch
 (to be mounted directly on electrical outlet)

- Euro voltage: 230 V
- Frequency: 50 Hz
- Supply voltage: AC power ~
- Normally Closed: IP20



Class II / Double insulated



CE-Mark



Luminaires accepted for mounting on a flammable base

KOMPONENTS

- 01 // Shade Ø16 cm.
- 05 // E14 lamp holder
- 10 // Insulating ring
- 11 // Internal shade ring
- 12 // External shade ring
- 13 // Lamp holder cover
- 15 // Universal joint
- 17 // Bestlite arm

Item no.: 001-0713X

- 41 // Push button switch
- 42 // Cover for push button switch
- 46 // Wall bracket
- 49 // Screw 9x19 mm.
- 51 // Mounting plate Ø7 cm

MATERIAL

Shade: Charcoalblack, White or Grey
 Tube and arm: Brass with lacquered surface
 Textile covered cord

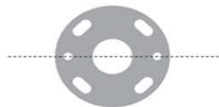
Shade and base: Brass with lacquered surface
 Tube and arm: Brass with lacquered surface
 Textile covered cord

INSTALLATION INSTRUCTIONS

The Bestlite key:

It's a practical tool that enables you to fasten the lamp arm. Simply use it like a screwdriver in the slot in the Bestlite nut.

It is essential for precise fitting of an electric component that you use screws for your wall for accurate placing of the fixture. Refer to the instruction manual.



Technical information:

Light source: E14 x E14 (max. 250W) or 40W halogen bulb. Not possible with energy saving light bulbs. The fixture is not approved for outdoor use or use in damp/wet locations.

Some advice on cleaning your Bestlite:

Powder coated parts - Brass, nickel and steel shade:
 Wipe the parts with a damp, soft cloth in warm water and a bit of mild detergent.

Chrome plated parts:
 Wipe the parts with a damp, soft cloth and use only pH neutral cleaning products. Do not use abrasive household cleaners.

Do not use oil or grease for cleaning and polishing, never gasoline or alcohol. Do not use abrasive household cleaners.

Do not use acidic or alkaline cleaning products, glass cleaner or household products.



Bestlite.com
 Copenhagen, Denmark

BESTLITE
 SINCE 1930

