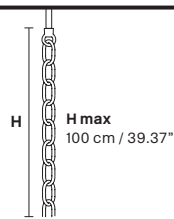


Design by: m_p studio



Standard chain



MT/CG



MT
Traditional version
CG
Coloured glass version

CE RW/DW

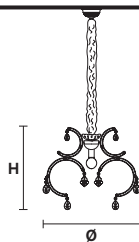


RW
RGB-W Led version
DW
Dynamic White Led version

LIGHTING Traditional E14 lightbulbs
SIZE With lampshades, overall diameter is 5 cm (2") larger than specified
FRAME **MT** Chrome or gold plated metal covered with transparent glass
CG Painted metal covered with painted glass
LAMP SHADES **MT** No lampshades included
CG No lampshades included
PENDANTS **MT** Transparent glass or crystal
CG Coloured glass

LIGHTING WHITE LED sources CRI>90
RGB-W each light 330 Nominal lm at 3000K
DW each light 490 Nominal lm at 4700K
SIZE Same size as MT or CG
FRAME Chrome or gold plated metal covered with transparent glass
LAMP SHADES No lampshades included
PENDANTS transparent glass or crystal

VE 956/1



TECHNICAL INFORMATIONS

Ø 40 cm / 15.75"
H 40 cm / 15.75"
W 7 kg / 15.43 lb

LIGHTING SYSTEM

1×E27×60 W max (not included).
Triac Dimmable


VERSION

VE 956/1 MT - CG

1×LED source -4 W tot (driver included).
Control system: DMX or Masiero Smart Light App

VE 956/1 RW/DW

MT TRADITIONAL



G04 Shiny chrome



G03 Shiny gold

MT DYNAMIC WHITE



MT RGB - W - LED



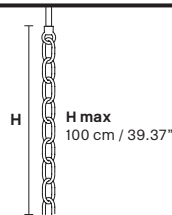
MT COLOURED GLASS



Design by: m_p studio



Standard chain



MT/CG



MT
Traditional version
CG
Coloured glass version

LIGHTING Traditional E26 lightbulbs
SIZE With lampshades, overall diameter is 5 cm (2") larger than specified
FRAME **MT** Chrome or gold plated metal covered with transparent glass
CG Painted metal covered with painted glass
LAMP SHADES **MT** No lampshades included
CG No lampshades included
PENDANTS **MT** Transparent glass or crystal
CG Coloured glass

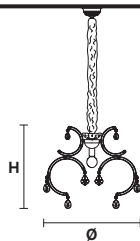
CE RW/DW



RW
RGB-W Led version
DW
Dynamic White Led version

LIGHTING WHITE LED sources CRI>90
RGB-W each light 330 Nominal lm at 3000K
DW each light 490 Nominal lm at 4700K
SIZE Same size as MT or CG
FRAME Chrome or gold plated metal covered with transparent glass
LAMP SHADES No lampshades included
PENDANTS transparent glass or crystal

VE 956/1



TECHNICAL INFORMATIONS
Ø 40 cm / 15.75"
H 40 cm / 15.75"
W 7 kg / 15.43 lb


LIGHTING SYSTEM
1×E26×60 W max (not included).
Triac Dimmable

VERSION
VE 956/1 MT - CG

1×LED source -4 W tot (driver included).
Control system: DMX or Masiero Smart Light App

VE 956/1 RW/DW

MT TRADITIONAL



G04 Shiny chrome



G03 Shiny gold

MT DYNAMIC WHITE



MT RGB - W - LED



MT COLOURED GLASS

